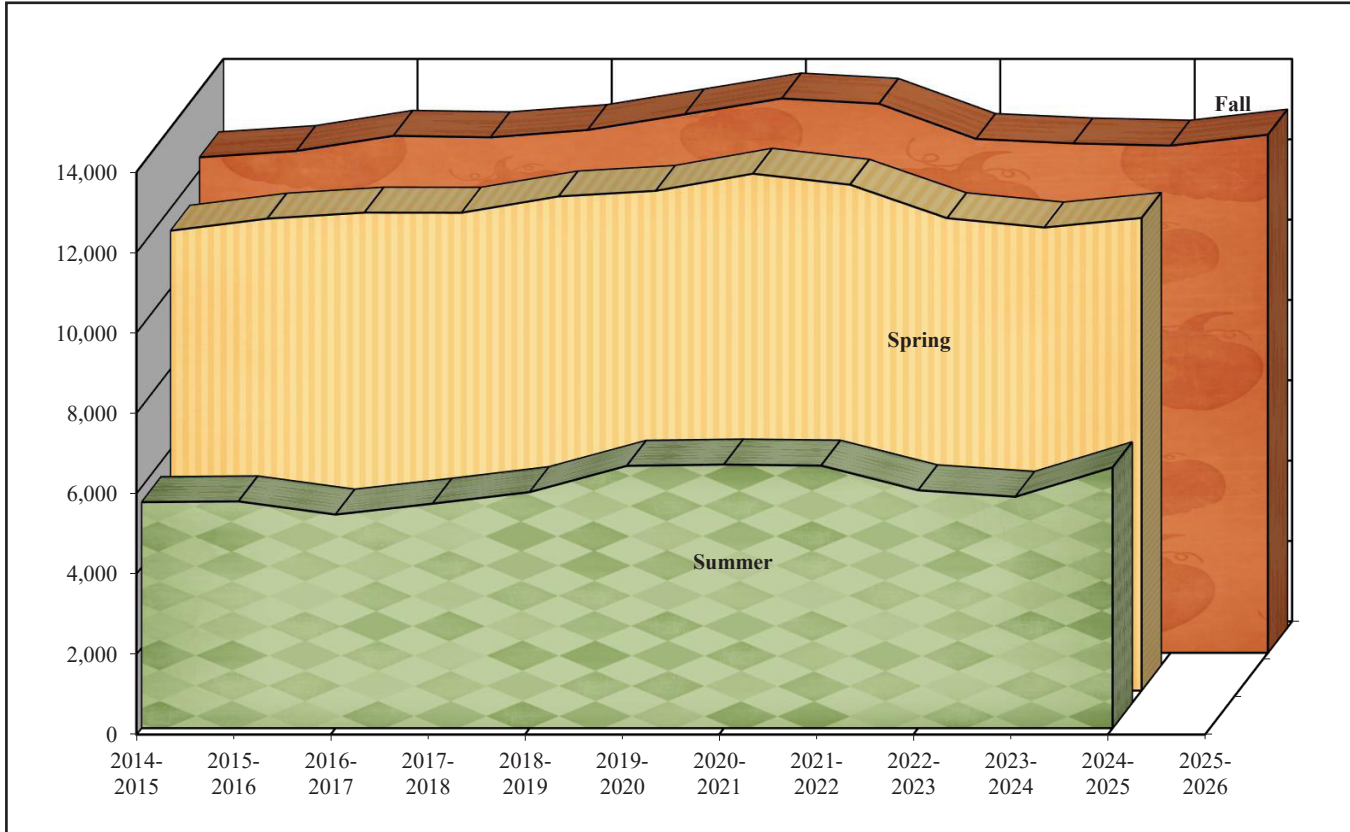


# Table of Contents

<b>Denton Campus.....</b>	<b>F-1</b>
Enrollment by Semester within Academic Year	
2014-2015 through 2025-2026.....	F-2
Enrollment Comparison	
Fall Semesters, 2021 through 2025.....	F-3
Spring Semesters, 2021 through 2025.....	F-5
Summer Semesters, 2021 through 2025.....	F-7
Enrollment by Level and Ethnicity	
Fall Semesters, 2021 through 2025.....	F-9
Enrollment by Gender and Age Chart	
Fall Semesters, 2021 through 2025.....	F-10
Enrollment by Gender and Level	
Fall Semesters, 2016 through 2025.....	F-11
Enrollment by Major within Academic Unit by Level	
Fall Semester, 2024.....	F-12
Fall Semester, 2025.....	F-15
Enrollment by College/School Chart	
Fall Semesters, 2021 through 2025.....	F-18
Enrollment by Major, Fall Semesters, 2016 through 2025	
Undergraduate.....	F-19
Master's.....	F-22
Doctoral.....	F-24
Semester Credit Hour Production by Level Chart	
Fall Semesters, 2021 through 2025.....	F-25
Semester Credit Hours - Academic Years, 2021-2022 through 2025-2026	
Denton Campus Total.....	F-26
College of Arts and Sciences.....	F-27
Doswell School of Aeronautical Sciences.....	F-28
School of Arts & Design.....	F-29
School of Sciences.....	F-30
School of Social Work, Psychology, & Philosophy.....	F-31
Merrilee Alexander Kick College of Business & Entrepreneurship.....	F-32
College of Professional Education.....	F-33
School of Education.....	F-34
School of Human Sciences.....	F-35
School of Library and Information Studies.....	F-36
College of Health Sciences.....	F-37
School of Health Promotion and Kineiology.....	F-38
School of Occupational Therapy.....	F-39
School of Physical Therapy.....	F-40
College of Nursing.....	F-41
Course Prefix UNIV.....	F-42
Degrees Conferred by Level Chart	
Academic Years, 2020-2021 through 2024-2025.....	F-43
Degrees Conferred - Academic Years, 2020-2021 through 2024-2025	
Undergraduate.....	F-44
Master's.....	F-46
Doctoral.....	F-48

**Denton Campus  
Enrollment by Semester within Academic Year  
2014-2015 through 2025-2026**



Year	Fall	Spring	Summer	Total
2014-2015	12,332	11,442	5,624	29,398
2015-2016	12,490	11,744	5,643	29,877
2016-2017	12,868	11,895	5,315	30,078
2017-2018	12,830	11,891	5,586	30,307
2018-2019	13,013	12,297	5,874	31,184
2019-2020	13,402	12,436	6,528	32,366
2020-2021	13,798	12,863	6,560	33,221
2021-2022	13,666	12,589	6,533	32,788
2022-2023	12,790	11,755	5,920	30,465
2023-2024	12,679	11,523	5,757	29,959
2024-2025	12,623	11,761	6,491	30,875
2025-2026	12,896	N/A	N/A	12,896

**Denton Campus  
Enrollment Comparison  
Fall Semesters, 2021 through 2025**

	<u>2021</u>	<u>2022</u>	<u>2023</u>	<u>2024</u>	<u>2025</u>	<u>2024-25 Change</u>	
						<u>Actual</u>	<u>Percent</u>
<b><u>Enrollment</u></b>							
<b>Undergraduate</b>	<b>9,298</b>	<b>9,153</b>	<b>9,298</b>	<b>9,089</b>	<b>9,063</b>	<b>-26</b>	<b>-0.3%</b>
Part-time	3,623	3,383	3,393	3,054	2,653	-401	-13.1%
Female	2,905	2,672	2,564	2,392	2,080	-312	-13.0%
Male	718	711	829	662	573	-89	-13.4%
Full-time	5,675	5,770	5,905	6,035	6,410	375	6.2%
Female	5,197	5,320	5,441	5,591	5,927	336	6.0%
Male	478	450	464	444	483	39	8.8%
<b>Graduate</b>	<b>4,368</b>	<b>3,637</b>	<b>3,381</b>	<b>3,534</b>	<b>3,833</b>	<b>299</b>	<b>8.5%</b>
Part-time	2,815	2,210	2,066	2,199	2,463	264	12.0%
Female	2,583	1,991	1,864	2,008	2,268	260	12.9%
Male	232	219	202	191	195	4	2.1%
Full-time	1,553	1,427	1,315	1,335	1,370	35	2.6%
Female	1,423	1,306	1,216	1,233	1,274	41	3.3%
Male	130	121	99	102	96	-6	-5.9%
<b>Total</b>	<b>13,666</b>	<b>12,790</b>	<b>12,679</b>	<b>12,623</b>	<b>12,896</b>	<b>273</b>	<b>2.2%</b>
Part-time	6,438	5,593	5,459	5,253	5,116	-137	-2.6%
Female	5,488	4,663	4,428	4,400	4,348	-52	-1.2%
Male	950	930	1,031	853	768	-85	-10.0%
Full-time	7,228	7,197	7,220	7,370	7,780	410	5.6%
Female	6,620	6,626	6,657	6,824	7,201	377	5.5%
Male	608	571	563	546	579	33	6.0%
<b><u>Classification</u></b>							
Freshman	2,660	2,796	3,126	3,001	2,789	-212	-7.1%
Sophomore	1,459	1,364	1,406	1,501	1,525	24	1.6%
Junior	2,200	2,135	1,945	1,946	2,001	55	2.8%
Senior	2,795	2,673	2,636	2,449	2,554	105	4.3%
Post-baccalaureate	184	185	185	192	194	2	1.0%
Masters	3,766	2,984	2,735	2,871	3,103	232	8.1%
Doctoral	602	653	646	663	730	67	10.1%
<b><u>Residence</u></b>							
Texas	12,796	12,121	12,085	12,084	12,302	218	1.8%
Out-of-state	592	464	430	359	395	36	10.0%
International	278	205	164	180	199	19	10.6%
<b><u>College</u></b>							
Arts & Sciences	3,737	3,716	3,772	3,681	3,667	-14	-0.4%
Business & Entrepreneurship	1,796	1,774	1,717	1,667	1,690	23	1.4%
Professional Education	2,623	2,530	2,381	2,394	2,397	3	0.1%
Health Sciences	2,207	2,051	1,926	1,923	1,996	73	3.8%
Nursing	2,006	1,392	1,386	1,656	2,063	407	24.6%
Non-declared majors	1,297	1,327	1,497	1,302	1,083	-219	-16.8%
<b>Total</b>	<b>13,666</b>	<b>12,790</b>	<b>12,679</b>	<b>12,623</b>	<b>12,896</b>	<b>273</b>	<b>2.2%</b>

**Denton Campus  
Enrollment Comparison  
Fall Semesters, 2021 through 2025**

<u>Ethnicity</u>	<u>2021</u>	<u>2022</u>	<u>2023</u>	<u>2024</u>	<u>2025</u>	<u>2024-25 Change</u>	
						<u>Actual</u>	<u>Percent</u>
<b>Undergraduate*</b>	<b>9,298</b>	<b>9,153</b>	<b>9,298</b>	<b>9,089</b>	<b>9,063</b>	<b>-26</b>	<b>-0.3%</b>
White	3,281	3,018	2,955	2,741	2,582	-159	-5.8%
African-American	1,786	1,817	1,790	1,691	1,822	131	7.7%
Hispanic	3,087	3,170	3,417	3,586	3,619	33	0.9%
Asian/Pacific Islander	803	804	765	681	681	0	0.0%
Amer Ind/Alaskan Native	88	84	86	74	71	-3	-4.1%
International	202	131	89	81	109	28	34.6%
Other	51	129	196	235	179	-56	-23.8%
<b>Graduate</b>	<b>4,368</b>	<b>3,637</b>	<b>3,381</b>	<b>3,534</b>	<b>3,833</b>	<b>299</b>	<b>8.5%</b>
White	2,059	1,668	1,484	1,509	1,562	53	3.5%
African-American	774	645	612	611	701	90	14.7%
Hispanic	986	886	875	942	1,002	60	6.4%
Asian/Pacific Islander	385	291	266	270	319	49	18.1%
Amer Ind/Alaskan Native	44	31	29	32	42	10	31.3%
International	76	70	73	94	87	-7	-7.4%
Other	44	46	42	76	120	44	57.9%
<b>Total</b>	<b>13,666</b>	<b>12,790</b>	<b>12,679</b>	<b>12,623</b>	<b>12,896</b>	<b>273</b>	<b>2.2%</b>
White	5,340	4,686	4,439	4,250	4,144	-106	-2.5%
African-American	2,560	2,462	2,402	2,302	2,523	221	9.6%
Hispanic	4,073	4,056	4,292	4,528	4,621	93	2.1%
Asian/Pacific Islander	1,188	1,095	1,031	951	1,000	49	5.2%
Amer Ind/Alaskan Native	132	115	115	106	113	7	6.6%
International	278	201	162	175	196	21	12.0%
Other	95	175	238	311	299	-12	-3.9%
<b>Gender</b>							
Female	12,108	11,289	11,289	11,289	11,085	-204	-1.8%
Male	1,558	1,501	1,501	1,501	1,594	93	6.2%

\*Undergraduate counts include post-baccalaureate students. For a ethnic break-out by undergraduate level see page F-9 (Fall only).

	<u>2021</u>	<u>2022</u>	<u>2023</u>	<u>2024</u>	<u>2025</u>
<b>Top Five Counties</b>					
#1 Denton:	3,432	Denton 3,323	Denton 3,353	Denton 3,473	Denton 3,521
#2 Dallas:	2,678	Dallas: 2,550	Dallas: 2,495	Dallas: 2,518	Dallas: 2,542
#3 Tarrant:	1,984	Tarrant: 1,755	Tarrant: 1,770	Tarrant: 1,636	Tarrant: 1,531
#4 Collin:	1,217	Collin: 1,102	Collin: 1,052	Collin: 932	Collin: 965
#5 Harris:	712	Harris: 678	Harris: 655	Harris: 708	Harris: 809

	<u>2021</u>	<u>2022</u>	<u>2023</u>	<u>2024</u>	<u>2025</u>
<b>Top Five Age Categories</b>					
#1 age 18:	1,157	age 18: 1,240	age 18: 1,306	age 18: 1,469	age 18: 1,360
#2 age 20:	1,066	age 21: 1,072	age 19: 1,138	age 19: 1,157	age 19: 1,348
#3 age 21:	1,065	age 19: 1,040	age 20: 991	age 20: 1,065	age 20: 1,101
#4 age 19:	969	age 20: 952	age 22: 948	age 21: 930	age 21: 1,045
#5 age 22:	969	age 22: 904	age 21: 939	age 22: 855	age 22: 827

<u>Fall Enrollments</u>	<u>2016</u>	<u>2017</u>	<u>2018</u>	<u>2019</u>	<u>2020</u>	<u>2021</u>	<u>2022</u>	<u>2023</u>	<u>2024</u>	<u>2025</u>
Enrollment	12,868	12,830	13,013	13,402	13,798	13,666	12,790	12,679	12,623	12,896
% of Change	3.0%	-0.3%	1.4%	3.0%	3.0%	-1.0%	-6.4%	-0.9%	-0.4%	2.2%

**Denton Campus**  
**Enrollment Comparison**  
**Spring Semesters, 2021 through 2025**

	<u>2021</u>	<u>2022</u>	<u>2023</u>	<u>2024</u>	<u>2025</u>	<u>2024-25 Change</u>	
						<u>Actual</u>	<u>Percent</u>
<b><u>Enrollment</u></b>							
<b>Undergraduate</b>	<b>8,685</b>	<b>8,410</b>	<b>8,366</b>	<b>8,278</b>	<b>8,235</b>	<b>-43</b>	<b>-0.5%</b>
Part-time	3,497	3,402	3,320	3,199	2,885	-314	-9.8%
Female	2,741	2,729	2,623	2,424	2,244	-180	-7.4%
Male	756	673	697	775	641	-134	-17.3%
Full-time	5,188	5,008	5,046	5,079	5,350	271	5.3%
Female	4,715	4,604	4,671	4,675	4,955	280	6.0%
Male	473	404	375	404	395	-9	-2.2%
<b>Graduate</b>	<b>4,178</b>	<b>4,179</b>	<b>3,389</b>	<b>3,245</b>	<b>3,526</b>	<b>281</b>	<b>8.7%</b>
Part-time	2,624	2,759	2,057	1,993	2,209	216	10.8%
Female	2,376	2,529	1,852	1,810	2,040	230	12.7%
Male	248	230	205	183	169	-14	-7.7%
Full-time	1,554	1,420	1,332	1,252	1,317	65	5.2%
Female	1,409	1,299	1,220	1,159	1,211	52	4.5%
Male	145	121	112	93	106	13	14.0%
<b>Total</b>	<b>12,863</b>	<b>12,589</b>	<b>11,755</b>	<b>11,523</b>	<b>11,761</b>	<b>238</b>	<b>2.1%</b>
Part-time	6,121	6,161	5,377	5,192	5,094	-98	-1.9%
Female	5,117	5,258	4,475	4,234	4,284	50	1.2%
Male	1,004	903	902	958	810	-148	-15.4%
Full-time	6,742	6,428	6,378	6,331	6,667	336	5.3%
Female	6,124	5,903	5,891	5,834	6,166	332	5.7%
Male	618	525	487	497	501	4	0.8%
<b><u>Classification</u></b>							
Freshman	2,084	2,062	2,274	2,390	2,342	-48	-2.0%
Sophomore	1,436	1,279	1,224	1,369	1,401	32	2.3%
Junior	2,104	2,147	1,954	1,854	1,889	35	1.9%
Senior	2,844	2,740	2,731	2,509	2,437	-72	-2.9%
Post-baccalaureate	217	182	183	156	166	10	6.4%
Masters	3,615	3,596	2,758	2,615	2,859	244	9.3%
Doctoral	563	583	631	630	667	37	5.9%
<b><u>Residence</u></b>							
Texas	12,059	11,792	11,160	11,069	11,244	175	1.6%
Out-of-state	504	549	418	293	347	54	18.4%
International	300	248	177	161	170	9	5.6%
<b><u>College/School</u></b>							
Arts & Sciences	3,553	3,472	3,427	3,397	3,339	-58	-1.7%
Business & Entrepreneurship	1,788	1,701	1,646	1,614	1,609	-5	-0.3%
Professional Education	2,432	2,483	2,357	2,235	2,309	74	3.3%
Health Sciences	2,189	1,969	1,884	1,732	1,787	55	3.2%
Nursing	1,576	1,733	1,136	1,135	1,487	352	31.0%
Non-declared majors	1,325	1,231	1,305	1,410	1,230	-180	-12.8%
<b>Total</b>	<b>12,863</b>	<b>12,589</b>	<b>11,755</b>	<b>11,523</b>	<b>11,761</b>	<b>238</b>	<b>2.1%</b>

**Denton Campus  
Enrollment Comparison  
Spring Semesters, 2021 through 2025**

<u>Ethnicity</u>	<u>2021</u>	<u>2022</u>	<u>2023</u>	<u>2024</u>	<u>2025</u>	<u>2024-25 Change</u>	
						<u>Actual</u>	<u>Percent</u>
<b>Undergraduate*</b>	<b>8,685</b>	<b>8,410</b>	<b>8,366</b>	<b>8,278</b>	<b>8,235</b>	<b>-43</b>	<b>-0.5%</b>
White	3,141	2,989	2,796	2,687	2,516	-171	-6.4%
African-American	1,612	1,632	1,645	1,537	1,553	16	1.0%
Hispanic	2,818	2,742	2,873	3,041	3,217	176	5.8%
Asian/Pacific Islander	770	751	740	657	601	-56	-8.5%
Amer Ind/Alaskan Native	95	79	82	77	69	-8	-10.4%
International	201	172	106	82	80	-2	-2.4%
Other	48	45	124	197	199	2	1.0%
<b>Graduate</b>	<b>4,178</b>	<b>4,179</b>	<b>3,389</b>	<b>3,245</b>	<b>3,526</b>	<b>281</b>	<b>8.7%</b>
White	2,008	1,942	1,564	1,409	1,491	82	5.8%
African-American	752	741	584	583	613	30	5.1%
Hispanic	896	949	847	846	926	80	9.5%
Asian/Pacific Islander	341	383	268	256	288	32	12.5%
Amer Ind/Alaskan Native	43	46	27	33	37	4	12.1%
International	100	73	68	79	87	8	10.1%
Other	38	45	31	39	84	45	115.4%
<b>Total</b>	<b>12,863</b>	<b>12,589</b>	<b>11,755</b>	<b>11,523</b>	<b>11,761</b>	<b>238</b>	<b>2.1%</b>
White	5,149	4,931	4,360	4,096	4,007	-89	-2.2%
African-American	2,364	2,373	2,229	2,120	2,166	46	2.2%
Hispanic	3,714	3,691	3,720	3,887	4,143	256	6.6%
Asian/Pacific Islander	1,111	1,134	1,008	913	889	-24	-2.6%
Amer Ind/Alaskan Native	138	125	109	110	106	-4	-3.6%
International	301	245	174	161	167	6	3.7%
Other	86	90	155	236	283	47	19.9%
<b>Gender</b>							
Female	11,241	11,161	10,366	10,068	10,450	382	3.8%
Male	1,622	1,428	1,389	1,455	1,311	-144	-9.9%

\*Undergraduate counts include post-baccalaureate students. For a ethnic break-out by undergraduate level see page F-9 (Fall only).

	<u>2021</u>	<u>2022</u>	<u>2023</u>	<u>2024</u>	<u>2025</u>
<b>Top Five Counties</b>					
#1 Denton:	3,294	Denton: 3,294	Denton: 3,095	Denton: 3,392	Denton: 3,260
#2 Dallas:	2,535	Dallas: 2,535	Dallas: 2,314	Dallas: 2,234	Dallas: 2,218
#3 Tarrant:	1,910	Tarrant: 1,910	Tarrant: 1,591	Tarrant: 1,489	Tarrant: 1,501
#4 Collin:	1,160	Collin: 1,160	Collin: 994	Collin: 837	Collin: 917
#5 Harris:	625	Harris: 625	Harris: 615	Harris: 612	Harris: 682

	<u>2021</u>	<u>2022</u>	<u>2023</u>	<u>2024</u>	<u>2025</u>
<b>Top Five Age Categories</b>					
#1 age 21:	1,041	age 21: 1,007	age 19: 1,066	age 19: 1,075	age 19: 1,196
#2 age 19:	1,010	age 20: 960	age 20: 951	age 18: 1,026	age 18: 1,145
#3 age 20:	1,000	age 19: 959	age 18: 946	age 20: 992	age 20: 1,002
#4 age 22:	990	age 22: 905	age 21: 944	age 21: 928	age 21: 909
#5 age 23:	868	age 18: 889	age 22: 914	age 22: 836	age 22: 840

<u>Spring Enrollments</u>	<u>2016</u>	<u>2017</u>	<u>2018</u>	<u>2019</u>	<u>2020</u>	<u>2021</u>	<u>2022</u>	<u>2023</u>	<u>2024</u>	<u>2025</u>
Enrollment	11,744	11,895	11,899	12,297	12,436	12,864	12,589	11,755	11,523	11,761
% of Change	2.6%	1.3%	0.0%	3.3%	1.1%	3.4%	-2.1%	-6.6%	-2.0%	2.1%

**Denton Campus**  
**Enrollment Comparison**  
**Summer Semesters, 2021 through 2025**

<u>Enrollment</u>	<u>2021</u>	<u>2022</u>	<u>2023</u>	<u>2024</u>	<u>2025</u>	<u>2024-25 Change</u>	
						<u>Actual</u>	<u>Percent</u>
<b>Undergraduate</b>	<b>3,273</b>	<b>3,278</b>	<b>3,339</b>	<b>3,232</b>	<b>3,580</b>	<b>348</b>	<b>10.8%</b>
Part-time	2,860	2,819	2,914	2,739	2,965	226	8.3%
Female	2,600	2,591	2,641	2,471	2,714	243	9.8%
Male	260	228	273	268	251	-17	-6.3%
Full-time	413	459	425	493	615	122	24.7%
Female	381	434	395	457	570	113	24.7%
Male	32	25	30	36	45	9	25.0%
<b>Graduate</b>	<b>3,287</b>	<b>3,255</b>	<b>2,581</b>	<b>2,525</b>	<b>2,911</b>	<b>386</b>	<b>15.3%</b>
Part-time	2,598	2,602	1,914	1,867	2,096	229	12.3%
Female	2,380	2,396	1,761	1,716	1,934	218	12.7%
Male	218	206	153	151	162	11	7.3%
Full-time	689	653	667	658	815	157	23.9%
Female	635	611	612	622	768	146	23.5%
Male	54	42	55	36	47	11	30.6%
<b>Total</b>	<b>6,560</b>	<b>6,533</b>	<b>5,920</b>	<b>5,757</b>	<b>6,491</b>	<b>734</b>	<b>12.7%</b>
Part-time	5,458	5,421	4,828	4,606	5,061	455	9.9%
Female	4,980	4,987	4,402	4,187	4,648	461	11.0%
Male	478	434	426	419	413	-6	-1.4%
Full-time	1,102	1,112	1,092	1,151	1,430	279	24.2%
Female	1,016	1,045	1,007	1,079	1,338	259	24.0%
Male	86	67	85	72	92	20	27.8%
<b>Classification</b>							
Freshman	276	271	377	378	408	30	7.9%
Sophomore	405	349	388	392	549	157	40.1%
Junior	856	857	758	798	938	140	17.5%
Senior	1,627	1,669	1,684	1,524	1,522	-2	-0.1%
Post-baccalaureate	109	132	132	140	163	23	16.4%
Masters	2,811	2,728	2,034	1,985	2,335	350	17.6%
Doctoral	476	527	547	540	576	36	6.7%
<b>Residence</b>							
Texas	6,070	6,055	5,584	5,465	6,152	687	12.6%
Out-of-state	361	390	254	212	251	39	18.4%
International	129	88	82	80	88	8	10.0%
<b>College/School</b>							
Arts & Sciences	1,553	1,606	1,529	1,487	1,559	72	4.8%
Business & Entrepreneurship	1,074	1,054	1,002	1,026	1,030	4	0.4%
Professional Education	1,467	1,491	1,455	1,389	1,495	106	7.6%
Health Sciences	1,397	1,235	1,268	1,135	1,358	223	19.6%
Nursing	915	970	395	485	874	389	80.2%
Non-declared majors	154	177	271	235	175	-60	-25.5%
<b>Total</b>	<b>6,560</b>	<b>6,533</b>	<b>5,920</b>	<b>5,757</b>	<b>6,491</b>	<b>734</b>	<b>12.7%</b>

**Denton Campus  
Enrollment Comparison  
Summer Semesters, 2021 through 2025**

<u>Ethnicity</u>	<u>2021</u>	<u>2022</u>	<u>2023</u>	<u>2024</u>	<u>2025</u>	<u>2024-25 Change</u>	
						<u>Actual</u>	<u>Percent</u>
<b>Undergraduate*</b>	<b>3,273</b>	<b>3,278</b>	<b>3,339</b>	<b>3,232</b>	<b>3,580</b>	<b>348</b>	<b>10.8%</b>
White	1,133	1,094	1,093	1,010	1,042	32	3.2%
African-American	684	710	723	638	769	131	20.5%
Hispanic	1,052	1,076	1,102	1,200	1,392	192	16.0%
Asian/Pacific Islander	273	311	302	254	248	-6	-2.4%
Amer Ind/Alaskan Native	43	28	40	28	28	0	0.0%
International	69	39	34	28	29	1	3.6%
Other	19	20	45	74	72	-2	-2.7%
<b>Graduate</b>	<b>3,287</b>	<b>3,255</b>	<b>2,581</b>	<b>2,525</b>	<b>2,911</b>	<b>386</b>	<b>15.3%</b>
White	1,581	1,519	1,172	1,112	1,209	97	8.7%
African-American	545	560	440	440	508	68	15.5%
Hispanic	746	752	666	651	777	126	19.4%
Asian/Pacific Islander	292	303	206	197	244	47	23.9%
Amer Ind/Alaskan Native	38	39	17	29	32	3	10.3%
International	59	44	45	51	60	9	17.6%
Other	26	38	35	45	81	36	80.0%
<b>Total</b>	<b>6,560</b>	<b>6,533</b>	<b>5,920</b>	<b>5,757</b>	<b>6,491</b>	<b>734</b>	<b>12.7%</b>
White	2,714	2,613	2,265	2,122	2,251	129	6.1%
African-American	1,229	1,270	1,163	1,078	1,277	199	18.5%
Hispanic	1,798	1,828	1,768	1,851	2,169	318	17.2%
Asian/Pacific Islander	565	614	508	451	492	41	9.1%
Amer Ind/Alaskan Native	81	67	57	57	60	3	5.3%
International	128	83	79	79	89	10	12.7%
Other	45	58	80	119	153	34	28.6%
<b>Gender</b>							
Female	5,996	5,996	5,409	5,266	5,986	720	13.7%
Male	564	564	511	491	505	14	2.9%

\*Undergraduate counts include post-baccalaureate students. For a ethnic break-out by undergraduate level see page F-9 (Fall only).

	<u>2021</u>	<u>2022</u>	<u>2023</u>	<u>2024</u>	<u>2025</u>
<b>Top Five Counties</b>					
#1 Denton: 1,308	Denton: 1,306	Denton: 1,344	Denton: 1,370	Denton: 1,478	
#2 Dallas: 1,185	Dallas: 1,098	Dallas: 1,062	Dallas: 1,057	Dallas: 1,150	
#3 Tarrant: 961	Tarrant: 937	Tarrant: 789	Tarrant: 703	Tarrant: 786	
#4 Collin: 649	Collin: 641	Collin: 495	Collin: 463	Collin: 524	
#5 Harris: 399	Harris: 436	Harris: 374	Harris: 373	Harris: 514	
<b>Top Five Age Categories</b>					
#1 age 23: 519	age 21: 506	age 22: 537	age 22: 463	age 22: 505	
#2 age 22: 503	age 23: 501	age 23: 469	age 23: 462	age 19: 502	
#3 age 21: 455	age 22: 491	age 21: 459	age 21: 440	age 21: 496	
#4 age 24: 448	age 24: 467	age 24: 405	age 20: 409	age 23: 454	
#5 age 20: 408	age 25: 370	age 20: 377	age 24: 367	age 20: 444	

<u>Summer Enrollments</u>	<u>2016</u>	<u>2017</u>	<u>2018</u>	<u>2019</u>	<u>2020</u>	<u>2021</u>	<u>2022</u>	<u>2023</u>	<u>2024</u>	<u>2025</u>
Enrollment	5,643	5,315	5,586	5,874	6,528	6,560	6,533	5,920	5,757	6,491
% of Change	0.3%	-5.8%	5.1%	5.2%	11.1%	0.5%	-0.4%	-9.4%	-2.8%	12.7%

**Denton Campus  
Enrollment by Level and Ethnicity  
Fall Semesters, 2021 through 2025**

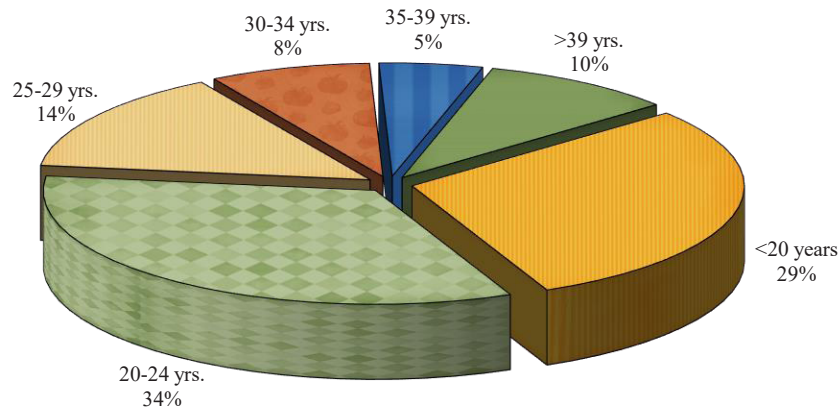
	<u>2021</u>		<u>2022</u>		<u>2023</u>		<u>2024</u>		<u>2025</u>	
<b><u>Undergraduate</u></b>	<b>9,114</b>		<b>8,968</b>		<b>9,113</b>		<b>8,897</b>		<b>8,869</b>	
White	3,198	35.1%	2,938	32.8%	2,883	31.6%	2,667	30.0%	2,514	28.3%
African-American	1,754	19.2%	1,786	19.9%	1,750	19.2%	1,650	18.5%	1,783	20.1%
Hispanic	3,047	33.4%	3,125	34.8%	3,370	37.0%	3,532	39.7%	3,554	40.1%
AS/PI	784	8.6%	786	8.8%	750	8.2%	666	7.5%	668	7.5%
AI/AN	87	1.0%	82	0.9%	85	0.9%	73	0.8%	68	0.8%
Int'l	193	2.1%	124	1.4%	83	0.9%	80	0.9%	108	1.2%
Other	51	0.6%	127	1.4%	192	2.1%	229	2.6%	174	2.0%
<b><u>Post-Baccalaureate</u></b>	<b>184</b>		<b>185</b>		<b>185</b>		<b>192</b>		<b>194</b>	
White	83	45.1%	80	43.2%	72	38.9%	74	38.5%	68	35.1%
African-American	32	17.4%	31	16.8%	40	21.6%	41	21.4%	39	20.1%
Hispanic	40	21.7%	45	24.3%	47	25.4%	54	28.1%	65	33.5%
AS/PI	19	10.3%	18	9.7%	15	8.1%	15	7.8%	13	6.7%
AI/AN	1	0.5%	2	1.1%	1	0.5%	1	0.5%	3	1.5%
Int'l	9	4.9%	7	3.8%	6	3.2%	1	0.5%	1	0.5%
Other	0	0.0%	2	1.1%	4	2.2%	6	3.1%	5	2.6%
<b><u>Masters</u></b>	<b>3,766</b>		<b>2,984</b>		<b>2,735</b>		<b>2,871</b>		<b>3,103</b>	
White	1,765	46.9%	1,351	45.3%	1,166	42.6%	1,192	41.5%	1,213	39.1%
African-American	657	17.4%	519	17.4%	493	18.0%	493	17.2%	580	18.7%
Hispanic	884	23.5%	773	25.9%	764	27.9%	827	28.8%	871	28.1%
AS/PI	345	9.2%	240	8.0%	217	7.9%	220	7.7%	263	8.5%
AI/AN	37	1.0%	22	0.7%	20	0.7%	24	0.8%	34	1.1%
Int'l	41	1.1%	40	1.3%	44	1.6%	57	2.0%	48	1.5%
Other	37	1.0%	39	1.3%	31	1.1%	58	2.0%	94	3.0%
<b><u>Doctoral</u></b>	<b>602</b>		<b>653</b>		<b>646</b>		<b>663</b>		<b>730</b>	
White	294	48.8%	317	48.5%	318	49.2%	317	47.8%	349	47.8%
African-American	117	19.4%	126	19.3%	119	18.4%	118	17.8%	121	16.6%
Hispanic	102	16.9%	113	17.3%	111	17.2%	115	17.3%	131	17.9%
AS/PI	40	6.6%	51	7.8%	49	7.6%	50	7.5%	56	7.7%
AI/AN	7	1.2%	9	1.4%	9	1.4%	8	1.2%	8	1.1%
Int'l	35	5.8%	30	4.6%	29	4.5%	37	5.6%	39	5.3%
Other	7	1.2%	7	1.1%	11	1.7%	18	2.7%	26	3.6%
<b><u>Total</u></b>	<b>13,666</b>		<b>12,790</b>		<b>12,679</b>		<b>12,623</b>		<b>12,896</b>	
White	5,340	39.1%	4,686	36.6%	4,439	35.0%	4,250	33.7%	4,144	32.1%
African-American	2,560	18.7%	2,462	19.2%	2,402	18.9%	2,302	18.2%	2,523	19.6%
Hispanic	4,073	29.8%	4,056	31.7%	4,292	33.9%	4,528	35.9%	4,621	35.8%
AS/PI	1,188	8.7%	1,095	8.6%	1,031	8.1%	951	7.5%	1,000	7.8%
AI/AN	132	1.0%	115	0.9%	115	0.9%	106	0.8%	113	0.9%
Int'l	278	2.0%	201	1.6%	162	1.3%	175	1.4%	196	1.5%
Other	95	0.7%	175	1.4%	238	1.9%	311	2.5%	299	2.3%

Note: Ethnic categories are:

White; White, (non-Hispanic)  
 African-American; African-American, (non-Hispanic)  
 Hispanic; Hispanic  
 AS/PI; Asian/Pacific Islander

AI/AN; American Indian/Alaskan Native  
 Int'l; International (non-permanent resident)  
 Other; None of the Above

**Denton Campus  
Enrollment by Gender and Age Chart  
Fall Semesters, 2021 through 2025**



**Denton Total Distribution by Age  
Fall 2025**

Denton Enrollment by Gender and Age							
Gender/Age	Fall Semester					2024-25 Change	
	2021	2022	2023	2024	2025	Actual	Percent
<b>Total</b>	<b>13,666</b>	<b>12,790</b>	<b>12,679</b>	<b>12,623</b>	<b>12,896</b>	<b>217</b>	<b>1.7%</b>
<20 years	3,384	3,557	3,931	3,897	3,801	-130	-3.3%
20-24 yrs.	4,745	4,387	4,292	4,225	4,343	51	1.2%
25-29 yrs.	2,160	1,903	1,729	1,777	1,865	136	7.9%
30-34 yrs.	1,218	1,052	979	954	1,013	34	3.5%
35-39 yrs.	792	684	659	647	650	-9	-1.4%
>39 yrs.	1,367	1,207	1,089	1,123	1,224	135	12.4%
<b>Female</b>	<b>12,108</b>	<b>11,289</b>	<b>11,085</b>	<b>11,223</b>	<b>11,549</b>	<b>464</b>	<b>4.2%</b>
<20 years	2,783	2,908	3,131	3,238	3,210	79	2.5%
20-24 yrs.	4,313	4,039	3,969	3,905	4,008	39	1.0%
25-29 yrs.	1,930	1,683	1,513	1,592	1,691	178	11.8%
30-34 yrs.	1,115	946	876	857	925	49	5.6%
35-39 yrs.	721	625	608	590	595	-13	-2.1%
>39 yrs.	1,246	1,088	988	1,041	1,120	132	13.4%
<b>Male</b>	<b>1,558</b>	<b>1,501</b>	<b>1,594</b>	<b>1,400</b>	<b>1,347</b>	<b>-247</b>	<b>-15.5%</b>
<20 years	601	649	800	659	591	-209	-26.1%
20-24 yrs.	432	348	323	320	335	12	3.7%
25-29 yrs.	230	220	216	185	174	-42	-19.4%
30-34 yrs.	103	106	103	97	88	-15	-14.6%
35-39 yrs.	71	59	51	57	55	4	7.8%
>39 yrs.	121	119	101	82	104	3	3.0%

**Denton Campus**  
**Enrollment by Gender and Level**  
**Fall Semesters, 2016 through 2025**

	Female		Male		Total	
	<u>Enrollment</u>	<u>% of Total</u>	<u>Enrollment</u>	<u>% of Total</u>	<u>Enrollment</u>	<u>% of Total</u>
<b>2016</b>	<b>11,242</b>	<b>87.2%</b>	<b>1,626</b>	<b>12.6%</b>	<b>12,868</b>	<b>100.0%</b>
Undergraduate	8,241	63.9%	1,204	9.3%	9,445	73.4%
Masters	2,557	19.8%	324	2.5%	2,881	22.4%
Doctoral	444	3.4%	98	0.8%	542	4.2%
<b>2017</b>	<b>11,247</b>	<b>87.2%</b>	<b>1,583</b>	<b>12.3%</b>	<b>12,830</b>	<b>100.0%</b>
Undergraduate	8,153	63.2%	1,175	9.1%	9,328	72.7%
Masters	2,684	20.8%	312	2.4%	2,996	23.4%
Doctoral	410	3.2%	96	0.7%	506	3.9%
<b>2018</b>	<b>11,438</b>	<b>88.7%</b>	<b>1,575</b>	<b>12.2%</b>	<b>13,013</b>	<b>100.0%</b>
Undergraduate	8,274	64.2%	1,181	9.2%	9,455	72.7%
Masters	2,724	21.1%	309	2.4%	3,033	23.3%
Doctoral	440	3.4%	85	0.7%	525	4.0%
<b>2019</b>	<b>11,706</b>	<b>90.8%</b>	<b>1,696</b>	<b>13.2%</b>	<b>13,402</b>	<b>100.0%</b>
Undergraduate	8,352	64.8%	1,314	10.2%	9,666	72.1%
Masters	2,932	22.7%	298	2.3%	3,230	24.1%
Doctoral	422	3.3%	84	0.7%	506	3.8%
<b>2020</b>	<b>12,071</b>	<b>93.6%</b>	<b>1,727</b>	<b>13.4%</b>	<b>13,798</b>	<b>100.0%</b>
Undergraduate	8,347	64.7%	1,331	10.3%	9,678	70.1%
Masters	3,233	25.1%	325	2.5%	3,558	25.8%
Doctoral	491	3.8%	71	0.6%	562	4.1%
<b>2021</b>	<b>12,108</b>	<b>93.9%</b>	<b>1,558</b>	<b>12.1%</b>	<b>13,666</b>	<b>100.0%</b>
Undergraduate	8,102	62.8%	1,196	9.3%	9,298	68.0%
Masters	3,472	26.9%	294	2.3%	3,766	27.6%
Doctoral	534	4.1%	68	0.5%	602	4.4%
<b>2022</b>	<b>11,289</b>	<b>87.5%</b>	<b>1,501</b>	<b>11.6%</b>	<b>12,790</b>	<b>100.0%</b>
Undergraduate	7,992	62.0%	1,161	9.0%	9,153	71.6%
Masters	2,708	21.0%	276	2.1%	2,984	23.3%
Doctoral	589	4.6%	64	0.5%	653	5.1%
<b>2023</b>	<b>11,085</b>	<b>86.0%</b>	<b>1,594</b>	<b>12.4%</b>	<b>12,679</b>	<b>100.0%</b>
Undergraduate	8,005	62.1%	1,293	10.0%	9,298	73.3%
Masters	2,497	19.4%	238	1.8%	2,735	21.6%
Doctoral	583	4.5%	63	0.5%	646	5.1%
<b>2024</b>	<b>11,223</b>	<b>87.0%</b>	<b>1,400</b>	<b>10.9%</b>	<b>12,623</b>	<b>100.0%</b>
Undergraduate	7,982	61.9%	1,107	8.6%	9,089	72.0%
Masters	2,633	20.4%	238	1.8%	2,871	22.7%
Doctoral	608	4.7%	55	0.4%	663	5.3%
<b>2025</b>	<b>11,549</b>	<b>89.6%</b>	<b>1,347</b>	<b>10.4%</b>	<b>12,896</b>	<b>100.0%</b>
Undergraduate	8,007	62.1%	1,056	8.2%	9,063	70.3%
Masters	2,881	22.3%	222	1.7%	3,103	24.1%
Doctoral	661	5.1%	69	0.5%	730	5.7%

**Denton Campus**  
**Enrollment by Major within Academic Unit by Level**  
**Fall Semester, 2024**

	<u>Undergraduate</u>	<u>Masters</u>	<u>Doctoral</u>	<u>Total</u>
<b><u>College of Arts &amp; Sciences</u></b>	<b>3,049</b>	<b>430</b>	<b>202</b>	<b>3,681</b>
<b>Doswell School of Aeronautical Science</b>	<b>24</b>	<b>0</b>	<b>0</b>	<b>24</b>
Aviation Science	24	0	0	24
<b>School of Arts &amp; Design</b>	<b>644</b>	<b>101</b>	<b>26</b>	<b>771</b>
<b>Dance</b>	<b>58</b>	<b>24</b>	<b>26</b>	<b>108</b>
<b>Fashion &amp; Textiles</b>	<b>120</b>	<b>0</b>	<b>0</b>	<b>120</b>
Fashion Design	81	0	0	81
Fashion Merchandising	39	0	0	39
<b>Music</b>	<b>204</b>	<b>49</b>	<b>0</b>	<b>253</b>
Music	129	19	0	148
Music Therapy	75	30	0	105
<b>Theatre</b>	<b>56</b>	<b>14</b>	<b>0</b>	<b>70</b>
<b>Visual Arts</b>	<b>206</b>	<b>14</b>	<b>0</b>	<b>220</b>
Art	206	14	0	220
<b>School of Sciences</b>	<b>910</b>	<b>163</b>	<b>22</b>	<b>1,095</b>
<b>Biology</b>	<b>601</b>	<b>38</b>	<b>22</b>	<b>661</b>
Biology	538	11	0	549
Biotechnology <sup>1</sup>	0	27	0	27
Medical Laboratory Sciences <sup>2</sup>	63	0	0	63
Molecular Biology	0	0	22	22
<b>Chemistry &amp; Biochemistry</b>	<b>69</b>	<b>19</b>	<b>0</b>	<b>88</b>
Biochemistry	55	0	0	55
Chemistry	12	19	0	31
Environmental Chemistry <sup>1</sup>	2	0	0	2
<b>Computer Science</b>	<b>178</b>	<b>94</b>	<b>0</b>	<b>272</b>
Computer Science	102	0	0	102
Data Science & Informatics	36	94	0	130
Health Informatics	40	0	0	40
<b>Environmental Science<sup>1</sup></b>	<b>8</b>	<b>0</b>	<b>0</b>	<b>8</b>
<b>Mathematics</b>	<b>54</b>	<b>12</b>	<b>0</b>	<b>66</b>
Mathematics	54	10	0	64
Mathematics Teaching	0	2	0	2
<b>School of Social Work, Psychology, &amp; Philosophy</b>	<b>744</b>	<b>83</b>	<b>65</b>	<b>892</b>
<b>Psychology &amp; Philosophy</b>	<b>612</b>	<b>60</b>	<b>65</b>	<b>737</b>
Counseling Psychology	0	16	31	47
Psychology	282	0	0	282
Psychology - Entry	330	0	0	330
Psychological Science <sup>1</sup>	0	23	0	23
School Psychology	0	21	34	55
<b>Social Work</b>	<b>132</b>	<b>23</b>	<b>0</b>	<b>155</b>
<b>Language, Culture, &amp; Gender Studies</b>	<b>127</b>	<b>33</b>	<b>59</b>	<b>219</b>
English	113	21	0	134
Multicultural Women & Gender Studies	14	12	19	45
Rhetoric	0	0	40	40

**Denton Campus**  
**Enrollment by Major within Academic Unit by Level**  
**Fall Semester, 2024**

	<u>Undergraduate</u>	<u>Masters</u>	<u>Doctoral</u>	<u>Total</u>
<b>Social Sciences &amp; Historical Studies</b>	<b>301</b>	<b>50</b>	<b>30</b>	<b>381</b>
<b>History &amp; Political Science</b>	<b>112</b>	<b>34</b>	<b>0</b>	<b>146</b>
History	54	21	0	75
Political Science	58	13	0	71
Criminal Justice	95	0	0	95
Sociology	94	16	30	140
<b>Interdepartmental</b>	<b>299</b>	<b>0</b>	<b>0</b>	<b>299</b>
General Studies	282	0	0	282
Professional Studies <sup>1</sup>	17	0	0	17
<b><u>MAK College of Business &amp; Entrepreneurship</u></b>	<b>1,011</b>	<b>656</b>	<b>0</b>	<b>1,667</b>
<b>Accounting &amp; Finance</b>	<b>247</b>	<b>74</b>	<b>0</b>	<b>321</b>
Accountancy <sup>1</sup>	0	74	0	74
Accounting	144	0	0	144
Finance	103	0	0	103
<b>Management &amp; Marketing</b>	<b>584</b>	<b>582</b>	<b>0</b>	<b>1,166</b>
Business Administration	192	582	0	774
Human Resources	116	0	0	116
Management	113	0	0	113
Marketing	163	0	0	163
<b>Healthcare Administration</b>	<b>180</b>	<b>0</b>	<b>0</b>	<b>180</b>
<b><u>College of Professional Education</u></b>	<b>1,025</b>	<b>1,162</b>	<b>207</b>	<b>2,394</b>
<b>School of Education</b>	<b>701</b>	<b>247</b>	<b>146</b>	<b>1,094</b>
<b>Early Childhood Education</b>	<b>79</b>	<b>13</b>	<b>0</b>	<b>92</b>
<b>Educational Leadership</b>	<b>0</b>	<b>24</b>	<b>92</b>	<b>116</b>
<b>Literacy &amp; Language</b>	<b>0</b>	<b>89</b>	<b>36</b>	<b>160</b>
Literacy Education	0	40	0	40
Literacy, Language and Culture	0	0	30	30
Multilingual & Multicultural Studies <sup>1</sup>	0	22	0	22
Reading Education	0	27	6	33
<b>Special Education</b>	<b>0</b>	<b>32</b>	<b>18</b>	<b>50</b>
<b>Teacher Education</b>	<b>622</b>	<b>89</b>	<b>0</b>	<b>711</b>
Education	622	0	0	622
Teaching	0	58	0	58
Teaching, Learning, & Collaboration	0	31	0	31
<b>School of Human Sciences</b>	<b>324</b>	<b>409</b>	<b>61</b>	<b>794</b>
<b>Child Life</b>	<b>0</b>	<b>200</b>	<b>0</b>	<b>200</b>
<b>Counseling</b>	<b>0</b>	<b>112</b>	<b>0</b>	<b>112</b>
Counseling & Development	0	101	0	101
School Counseling <sup>1</sup>	0	11	0	11
<b>Human Development &amp; Family Studies</b>	<b>324</b>	<b>44</b>	<b>43</b>	<b>411</b>
Child Development	274	29	0	303
Child Development & Early Education	0	0	19	19
Family Studies	50	15	24	89

**Denton Campus**  
**Enrollment by Major within Academic Unit by Level**  
**Fall Semester, 2024**

	<u>Undergraduate</u>	<u>Masters</u>	<u>Doctoral</u>	<u>Total</u>
<b>Marriage &amp; Family Therapy</b>	<b>0</b>	<b>53</b>	<b>18</b>	<b>71</b>
<b>School of Library &amp; Information Studies</b>	<b>0</b>	<b>506</b>	<b>0</b>	<b>506</b>
Library Science	0	506	0	506
<b>INSTITUTE OF HEALTH SCIENCES</b>	<b>2,702</b>	<b>623</b>	<b>254</b>	<b>3,579</b>
<b><u>College of Health Sciences</u></b>	<b>1,322</b>	<b>398</b>	<b>203</b>	<b>1,923</b>
<b>School of Health Promotion &amp; Kinesiology</b>	<b>603</b>	<b>51</b>	<b>22</b>	<b>676</b>
<b>Health Studies</b>	<b>132</b>	<b>30</b>	<b>11</b>	<b>173</b>
Health Sciences-BAAS	16	0	0	16
Health Studies	68	15	11	94
Health Studies-BAS	6	0	0	6
Public Health <sup>1</sup>	42	15	0	57
<b>Kinesiology</b>	<b>471</b>	<b>21</b>	<b>11</b>	<b>503</b>
<b>School of Occupational Therapy</b>	<b>0</b>	<b>1</b>	<b>158</b>	<b>159</b>
Occupational Therapy	0	1	10	11
Occupational Therapy-OTD	0	0	148	148
<b>Communication Science and Oral Health</b>	<b>500</b>	<b>241</b>	<b>0</b>	<b>741</b>
<b>Communication Sciences &amp; Disorders</b>	<b>138</b>	<b>241</b>	<b>0</b>	<b>379</b>
Communication Sciences	138	0	0	138
Education of the Deaf	0	45	0	45
Speech/Language Pathology	0	196	0	196
<b>Dental Hygiene</b>	<b>362</b>	<b>0</b>	<b>0</b>	<b>362</b>
Dental Hygiene	80	0	0	80
Dental Hygiene-Entry	232	0	0	232
Dental Hygiene-RDH	50	0	0	50
<b>Nutrition &amp; Food Sciences</b>	<b>219</b>	<b>88</b>	<b>23</b>	<b>330</b>
Culinary Science & Food Service Mgmt	7	0	0	7
Food & Nutrition in Business & Industry	47	0	0	47
Food Science & Flavor Chemistry	0	9	0	9
Nutrition	165	79	23	267
<b>Interdepartmental</b>	<b>0</b>	<b>17</b>	<b>0</b>	<b>17</b>
Exercise & Sports Nutrition	0	17	0	17
<b><u>College of Nursing</u></b>	<b>1,380</b>	<b>225</b>	<b>51</b>	<b>1,656</b>
Family Nurse Practitioner	0	217	0	217
Nursing - Entry	1,342	0	0	1,342
Nursing - RN to BS	38	0	0	38
Nursing Education	0	8	0	8
Nursing Practice-DNP	0	0	6	6
Nursing Science	0	0	45	38
<b>General (Non-declared)</b>	<b>1,302</b>	<b>0</b>	<b>0</b>	<b>1,302</b>
<b>Total</b>	<b>9,089</b>	<b>2,871</b>	<b>663</b>	<b>12,623</b>

Notes: <sup>1</sup>New degree or certification program.

<sup>2</sup>Offered in cooperation with the Institute of Health Sciences.

<sup>3</sup>Phased out degree program.

**Denton Campus**  
**Enrollment by Major within Academic Unit by Level**  
**Fall Semester, 2025**

	<u>Undergraduate</u>	<u>Masters</u>	<u>Doctoral</u>	<u>Total</u>
<b><u>College of Arts &amp; Sciences</u></b>	<b>3,012</b>	<b>447</b>	<b>208</b>	<b>3,667</b>
<b>Doswell School of Aeronautical Science</b>	<b>78</b>	<b>0</b>	<b>0</b>	<b>78</b>
Aviation Science	78	0	0	78
<b>School of Arts &amp; Design</b>	<b>633</b>	<b>93</b>	<b>23</b>	<b>749</b>
<b>Dance</b>	<b>67</b>	<b>22</b>	<b>23</b>	<b>112</b>
<b>Fashion &amp; Textiles</b>	<b>122</b>	<b>0</b>	<b>0</b>	<b>122</b>
Fashion Design	79	0	0	79
Fashion Merchandising	43	0	0	43
<b>Music</b>	<b>208</b>	<b>47</b>	<b>0</b>	<b>255</b>
Music	127	20	0	147
Music Therapy	81	27	0	108
<b>Theatre</b>	<b>56</b>	<b>8</b>	<b>0</b>	<b>64</b>
<b>Visual Arts</b>	<b>180</b>	<b>16</b>	<b>0</b>	<b>196</b>
Art	180	16	0	196
<b>School of Sciences</b>	<b>949</b>	<b>171</b>	<b>27</b>	<b>1,147</b>
<b>Biology</b>	<b>643</b>	<b>38</b>	<b>27</b>	<b>708</b>
Biology	582	10	0	592
Biotechnology <sup>1</sup>	0	28	0	28
Medical Laboratory Sciences <sup>2</sup>	61	0	0	61
Molecular Biology	0	0	27	27
<b>Chemistry &amp; Biochemistry</b>	<b>65</b>	<b>21</b>	<b>0</b>	<b>86</b>
Biochemistry	55	0	0	55
Chemistry	9	21	0	30
Environmental Chemistry <sup>1</sup>	1	0	0	1
<b>Computer Science</b>	<b>164</b>	<b>104</b>	<b>0</b>	<b>268</b>
Computer Science	88	0	0	88
Data Science & Informatics	39	104	0	143
Health Informatics	37	0	0	37
<b>Environmental Science<sup>1</sup></b>	<b>28</b>	<b>0</b>	<b>0</b>	<b>28</b>
<b>Mathematics</b>	<b>49</b>	<b>8</b>	<b>0</b>	<b>57</b>
<b>School of Social Work, Psychology, &amp; Philosophy</b>	<b>682</b>	<b>102</b>	<b>63</b>	<b>847</b>
<b>Psychology &amp; Philosophy</b>	<b>553</b>	<b>60</b>	<b>63</b>	<b>676</b>
Counseling Psychology	0	18	31	49
Psychology	274	0	0	274
Psychology - Entry	279	0	0	279
Psychological Science	0	22	0	22
School Psychology	0	20	32	52
<b>Social Work</b>	<b>129</b>	<b>42</b>	<b>0</b>	<b>171</b>
<b>Language, Culture, &amp; Gender Studies</b>	<b>117</b>	<b>31</b>	<b>55</b>	<b>203</b>
English	105	23	0	128
Multicultural Women & Gender Studies	12	8	14	34
Rhetoric	0	0	41	41
<b>Social Sciences &amp; Historical Studies</b>	<b>309</b>	<b>50</b>	<b>40</b>	<b>399</b>
<b>History &amp; Political Science</b>	<b>110</b>	<b>32</b>	<b>0</b>	<b>142</b>
History	51	19	0	70
Political Science	59	13	0	72

**Denton Campus**  
**Enrollment by Major within Academic Unit by Level**  
**Fall Semester, 2025**

	<u>Undergraduate</u>	<u>Masters</u>	<u>Doctoral</u>	<u>Total</u>
<b>History &amp; Political Science (cont'd)</b>				
Criminal Justice	111	0	0	111
Sociology	88	18	40	146
<b>Interdepartmental</b>	<b>244</b>	<b>0</b>	<b>0</b>	<b>244</b>
General Studies	117	0	0	117
Multidisciplinary Studies <sup>1</sup>	116	0	0	116
Professional Studies	11	0	0	11
<b><u>MAK College of Business &amp; Entrepreneurship</u></b>	<b>1,057</b>	<b>633</b>	<b>0</b>	<b>1,690</b>
<b>Accounting &amp; Finance</b>	<b>281</b>	<b>115</b>	<b>0</b>	<b>396</b>
Accountancy <sup>1</sup>	0	115	0	115
Accounting	163	0	0	163
Finance	118	0	0	118
<b>Management &amp; Marketing</b>	<b>620</b>	<b>518</b>	<b>0</b>	<b>1,138</b>
Business Administration	205	518	0	723
Human Resources	122	0	0	122
Management	109	0	0	109
Marketing	184	0	0	184
<b>Healthcare Administration</b>	<b>156</b>	<b>0</b>	<b>0</b>	<b>156</b>
<b><u>College of Professional Education</u></b>	<b>1,051</b>	<b>1,121</b>	<b>225</b>	<b>2,397</b>
<b>School of Education</b>	<b>700</b>	<b>204</b>	<b>175</b>	<b>1,079</b>
<b>Early Childhood Education</b>	<b>140</b>	<b>12</b>	<b>0</b>	<b>92</b>
<b>Educational Leadership</b>	<b>0</b>	<b>24</b>	<b>114</b>	<b>138</b>
<b>Literacy &amp; Language</b>	<b>0</b>	<b>61</b>	<b>40</b>	<b>160</b>
Literacy Education	0	53	0	53
Literacy, Language and Culture	0	0	40	40
Multilingual & Multicultural Studies <sup>1</sup>	0	8	0	8
<b>Special Education</b>	<b>0</b>	<b>32</b>	<b>21</b>	<b>53</b>
<b>Teacher Education</b>	<b>560</b>	<b>75</b>	<b>0</b>	<b>635</b>
Education	560	0	0	560
Teaching	0	54	0	54
Teaching, Learning, & Collaboration	0	21	0	21
<b>School of Human Sciences</b>	<b>351</b>	<b>380</b>	<b>50</b>	<b>781</b>
<b>Child Life</b>	<b>0</b>	<b>171</b>	<b>0</b>	<b>171</b>
<b>Counseling</b>	<b>0</b>	<b>117</b>	<b>0</b>	<b>117</b>
Counseling & Development	0	109	0	109
School Counseling <sup>1</sup>	0	8	0	8
<b>Human Development &amp; Family Studies</b>	<b>351</b>	<b>33</b>	<b>35</b>	<b>419</b>
Child Development	307	27	0	334
Child Development & Early Education	0	0	15	15
Family Studies	44	6	0	50
Human Development & Family Studies	0	0	20	20
<b>Marriage &amp; Family Therapy</b>	<b>0</b>	<b>59</b>	<b>15</b>	<b>74</b>
<b>School of Library &amp; Information Studies</b>	<b>0</b>	<b>537</b>	<b>0</b>	<b>537</b>
Library Science	0	537	0	537

**Denton Campus**  
**Enrollment by Major within Academic Unit by Level**  
**Fall Semester, 2025**

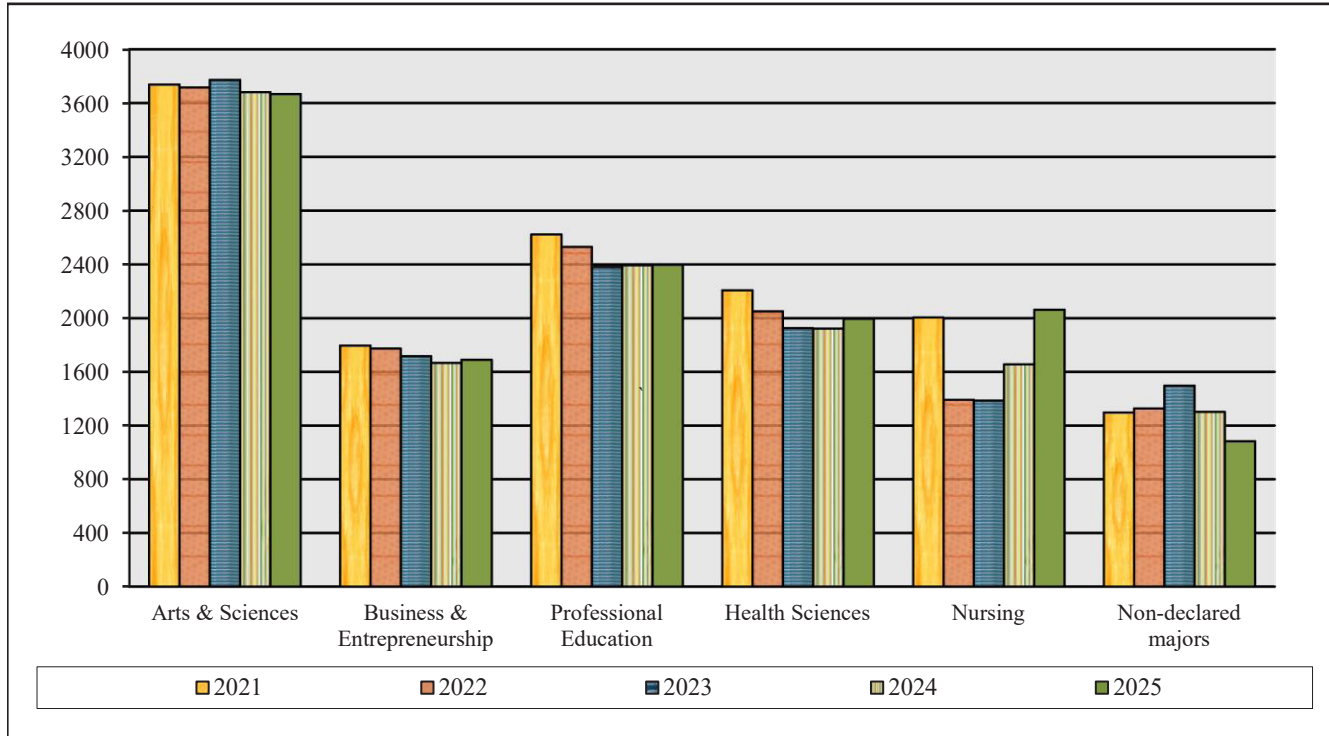
	<u>Undergraduate</u>	<u>Masters</u>	<u>Doctoral</u>	<u>Total</u>
<b>INSTITUTE OF HEALTH SCIENCES</b>	<b>2,860</b>	<b>902</b>	<b>297</b>	<b>4,059</b>
<b><u>College of Health Sciences</u></b>	<b>1,369</b>	<b>383</b>	<b>244</b>	<b>1,996</b>
<b>School of Health Promotion &amp; Kinesiology</b>	<b>598</b>	<b>55</b>	<b>24</b>	<b>677</b>
<b>Health Studies</b>	<b>162</b>	<b>34</b>	<b>14</b>	<b>210</b>
Health Sciences-BAAS	20	0	0	20
Health Studies	77	15	14	106
Health Studies-BAS	8	0	0	8
Public Health <sup>1</sup>	57	19	0	76
<b>Kinesiology</b>	<b>436</b>	<b>21</b>	<b>10</b>	<b>467</b>
<b>School of Occupational Therapy</b>	<b>0</b>	<b>1</b>	<b>177</b>	<b>178</b>
Occupational Therapy	0	1	14	15
Occupational Therapy-OTD	0	0	163	163
<b>School of Physical Therapy</b>	<b>0</b>	<b>0</b>	<b>20</b>	<b>20</b>
Physical Therapy - DPT	0	0	20	20
<b>Communication Science and Oral Health</b>	<b>548</b>	<b>240</b>	<b>0</b>	<b>788</b>
<b>Communication Sciences &amp; Disorders</b>	<b>154</b>	<b>240</b>	<b>0</b>	<b>394</b>
Communication Sciences	154	0	0	154
Education of the Deaf	0	42	0	42
Speech/Language Pathology	0	198	0	198
<b>Dental Hygiene</b>	<b>394</b>	<b>0</b>	<b>0</b>	<b>394</b>
Dental Hygiene	83	0	0	83
Dental Hygiene-Entry	264	0	0	264
Dental Hygiene-RDH	47	0	0	47
<b>Nutrition &amp; Food Sciences</b>	<b>223</b>	<b>67</b>	<b>23</b>	<b>313</b>
Culinary Science & Food Service Mgmt	12	0	0	12
Food & Nutrition in Business & Industry	43	0	0	43
Food Science <sup>1</sup>	12	0	0	12
Food Science & Flavor Chemistry	0	11	0	11
Nutrition	156	56	23	235
<b>Interdepartmental</b>	<b>0</b>	<b>20</b>	<b>0</b>	<b>20</b>
Exercise & Sports Nutrition	0	20	0	20
<b><u>College of Nursing</u></b>	<b>1,491</b>	<b>519</b>	<b>53</b>	<b>2,063</b>
Family Nurse Practitioner	0	505	0	505
Nursing	59	0	0	59
Nursing - Entry	1,393	0	0	1,393
Nursing - RN to BS	39	0	0	39
Nursing Education	0	14	0	14
Nursing Practice-DNP	0	0	15	15
Nursing Science	0	0	38	38
<b>General (Non-declared)</b>	<b>1,083</b>	<b>0</b>	<b>0</b>	<b>1,083</b>
<b>Total</b>	<b>9,063</b>	<b>3,103</b>	<b>730</b>	<b>12,896</b>

Notes: <sup>1</sup>New degree or certification program.

<sup>2</sup>Offered in cooperation with the Institute of Health Sciences.

<sup>3</sup>Phased out degree program.

**Denton Campus**  
**Enrollment by College/School Chart**  
**Fall Semesters, 2021 through 2025**



<b>Enrollment by College/School</b>							
<b>College/School</b>	<b>Fall Semester</b>					<b>2024-25 Change</b>	
	<b>2021</b>	<b>2022</b>	<b>2023</b>	<b>2024</b>	<b>2025</b>	<b>Actual</b>	<b>Percent</b>
Arts & Sciences	3,737	3,716	3,772	3,681	3,667	-14	-0.4%
Aeronautical Science	0	0	0	24	78	54	225.0%
Arts & Design	738	728	762	771	749	-22	-2.9%
Sciences	1,055	1,040	1,081	1,095	1,147	52	4.7%
Social Work, Psych, & Philosophy	909	946	905	892	847	-45	-5.0%
Business & Entrepreneurship	1,796	1,774	1,717	1,667	1,690	23	1.4%
Professional Education	2,623	2,530	2,381	2,394	2,397	3	0.1%
Education	1,149	1,126	1,041	1,094	1,079	-15	-1.4%
Human Sciences	858	828	810	794	781	-13	-1.6%
Library & Information Studies	616	576	530	506	537	31	6.1%
Health Sciences	2,207	2,051	1,926	1,923	1,996	73	3.8%
Health Promotion & Kinesiology	957	829	746	676	677	1	0.1%
Occupational Therapy	170	153	148	159	178	19	11.9%
Physical Therapy	0	0	0	0	20	20	N/A
Nursing	2,006	1,392	1,386	1,656	2,063	407	24.6%
Non-declared majors	1,297	1,327	1,497	1,302	1,083	-219	-16.8%
<b>Total</b>	<b>13,666</b>	<b>12,790</b>	<b>12,679</b>	<b>12,623</b>	<b>12,896</b>	<b>273</b>	<b>2.2%</b>
<b>Annual Percent Change</b>	<b>-1.0%</b>	<b>-6.4%</b>	<b>-0.9%</b>	<b>-0.4%</b>	<b>2.2%</b>		

**Denton Campus**  
**Undergraduate Enrollment by Major**  
**Fall Semesters, 2016 through 2025**

	<u>2016</u>	<u>2017</u>	<u>2018</u>	<u>2019</u>	<u>2020</u>	<u>2021</u>	<u>2022</u>	<u>2023</u>	<u>2024</u>	<u>2025</u>
<b>College of Arts &amp; Sciences</b>	<b>3,106</b>	<b>3,054</b>	<b>3,059</b>	<b>3,140</b>	<b>3,121</b>	<b>3,012</b>	<b>3,009</b>	<b>3,126</b>	<b>3,049</b>	<b>3,012</b>
<b>Doswell School of Aeronautical Science</b>	<b>0</b>	<b>0</b>	<b>0</b>	<b>0</b>	<b>0</b>	<b>0</b>	<b>0</b>	<b>0</b>	<b>24</b>	<b>78</b>
Aviation Science <sup>1</sup>	0	0	0	0	0	0	0	0	24	78
<b>School of Arts &amp; Design</b>	<b>642</b>	<b>680</b>	<b>653</b>	<b>629</b>	<b>612</b>	<b>570</b>	<b>584</b>	<b>638</b>	<b>644</b>	<b>633</b>
<b>Dance</b>	<b>89</b>	<b>99</b>	<b>110</b>	<b>100</b>	<b>85</b>	<b>77</b>	<b>66</b>	<b>62</b>	<b>58</b>	<b>67</b>
<b>Fashion &amp; Textiles</b>	<b>166</b>	<b>161</b>	<b>127</b>	<b>116</b>	<b>118</b>	<b>112</b>	<b>110</b>	<b>117</b>	<b>120</b>	<b>122</b>
Fashion Design	68	62	62	55	58	66	68	77	81	79
Fashion Merchandising	98	99	65	61	60	46	42	40	39	43
<b>Music</b>	<b>199</b>	<b>215</b>	<b>225</b>	<b>211</b>	<b>213</b>	<b>186</b>	<b>199</b>	<b>208</b>	<b>204</b>	<b>208</b>
Music	100	107	104	110	111	95	103	128	129	127
Music Therapy	99	108	121	101	102	91	96	80	75	81
<b>Theatre</b>	<b>40</b>	<b>45</b>	<b>43</b>	<b>59</b>	<b>58</b>	<b>51</b>	<b>47</b>	<b>59</b>	<b>56</b>	<b>56</b>
<b>Visual Arts</b>	<b>148</b>	<b>160</b>	<b>148</b>	<b>143</b>	<b>138</b>	<b>144</b>	<b>162</b>	<b>192</b>	<b>206</b>	<b>180</b>
Art	148	160	148	143	138	144	162	192	206	180
<b>School of Sciences</b>	<b>803</b>	<b>859</b>	<b>835</b>	<b>870</b>	<b>881</b>	<b>893</b>	<b>865</b>	<b>899</b>	<b>910</b>	<b>949</b>
<b>Biology</b>	<b>489</b>	<b>536</b>	<b>504</b>	<b>500</b>	<b>510</b>	<b>527</b>	<b>540</b>	<b>559</b>	<b>601</b>	<b>643</b>
Biology	446	485	442	443	438	473	476	503	538	582
Medical Laboratory Sciences <sup>2</sup>	43	51	62	57	72	54	64	56	63	61
<b>Chemistry &amp; Biochemistry</b>	<b>119</b>	<b>121</b>	<b>108</b>	<b>104</b>	<b>106</b>	<b>93</b>	<b>70</b>	<b>77</b>	<b>69</b>	<b>65</b>
Biochemistry	79	86	85	78	85	74	53	58	55	55
Chemistry	40	35	23	26	21	19	17	19	12	9
Environmental Chemistry <sup>1</sup>	0	0	0	0	0	0	0	0	2	1
<b>Computer Science</b>	<b>90</b>	<b>120</b>	<b>136</b>	<b>172</b>	<b>191</b>	<b>204</b>	<b>191</b>	<b>202</b>	<b>178</b>	<b>164</b>
Computer Science	67	60	76	105	116	139	133	124	102	88
Data Science & Informatics	6	21	17	18	26	26	24	33	36	39
Health Informatics	17	39	43	49	49	39	34	45	40	37
<b>Environmental Science<sup>1</sup></b>	<b>0</b>	<b>0</b>	<b>0</b>	<b>0</b>	<b>0</b>	<b>0</b>	<b>0</b>	<b>0</b>	<b>8</b>	<b>28</b>
<b>Mathematics</b>	<b>105</b>	<b>82</b>	<b>87</b>	<b>94</b>	<b>74</b>	<b>69</b>	<b>64</b>	<b>61</b>	<b>54</b>	<b>49</b>
<b>School of Social Work, Psych, &amp; Philosophy</b>	<b>576</b>	<b>577</b>	<b>589</b>	<b>625</b>	<b>698</b>	<b>722</b>	<b>764</b>	<b>756</b>	<b>744</b>	<b>682</b>
Psychology	165	144	165	187	219	261	297	308	282	274
Psychology-Entry	208	232	252	258	302	286	306	290	330	279
Social Work	203	201	172	180	177	175	161	158	132	129
<b>Language, Culture, &amp; Gender Studies</b>	<b>109</b>	<b>115</b>	<b>134</b>	<b>136</b>	<b>138</b>	<b>135</b>	<b>141</b>	<b>162</b>	<b>127</b>	<b>117</b>
English	109	115	134	136	138	135	138	150	113	105
Multicultural Women & Gender Studies <sup>1</sup>	0	0	0	0	0	0	3	12	14	12
<b>Social Sciences &amp; Historical Studies</b>	<b>489</b>	<b>448</b>	<b>452</b>	<b>467</b>	<b>403</b>	<b>375</b>	<b>352</b>	<b>310</b>	<b>301</b>	<b>309</b>
<b>History &amp; Government</b>	<b>163</b>	<b>160</b>	<b>184</b>	<b>178</b>	<b>161</b>	<b>161</b>	<b>146</b>	<b>121</b>	<b>112</b>	<b>110</b>
Legal Studies <sup>3</sup>	71	23	11	0	0	0	0	0	0	0
History	68	73	77	81	64	60	62	56	54	51
Political Science	24	64	96	97	97	101	84	65	58	59
<b>Sociology</b>	<b>326</b>	<b>288</b>	<b>268</b>	<b>289</b>	<b>242</b>	<b>214</b>	<b>206</b>	<b>189</b>	<b>189</b>	<b>199</b>
Criminal Justice	181	153	124	129	113	102	97	101	95	111
Sociology	145	135	144	160	129	112	109	88	94	88

**Denton Campus**  
**Undergraduate Enrollment by Major**  
**Fall Semesters, 2016 through 2025**

	<u>2016</u>	<u>2017</u>	<u>2018</u>	<u>2019</u>	<u>2020</u>	<u>2021</u>	<u>2022</u>	<u>2023</u>	<u>2024</u>	<u>2025</u>
<b>Interdepartmental</b>	<b>487</b>	<b>375</b>	<b>396</b>	<b>413</b>	<b>389</b>	<b>317</b>	<b>303</b>	<b>361</b>	<b>299</b>	<b>244</b>
General Studies	487	375	396	413	384	308	284	338	282	117
Multidisciplinary Studies <sup>1</sup>	0	0	0	0	0	0	0	0	0	116
Professional Studies <sup>1</sup>	0	0	0	0	5	9	19	23	17	11
<b><u>MAK College of Business &amp; Entrepreneurship</u></b>	<b>805</b>	<b>810</b>	<b>846</b>	<b>919</b>	<b>891</b>	<b>902</b>	<b>953</b>	<b>990</b>	<b>1,011</b>	<b>1,057</b>
<b>Accounting &amp; Finance</b>	<b>171</b>	<b>172</b>	<b>187</b>	<b>218</b>	<b>222</b>	<b>210</b>	<b>208</b>	<b>217</b>	<b>247</b>	<b>281</b>
Accounting	116	113	120	131	112	116	123	129	144	163
Finance	55	59	67	87	110	94	85	88	103	118
<b>Management &amp; Marketing</b>	<b>634</b>	<b>638</b>	<b>659</b>	<b>701</b>	<b>645</b>	<b>608</b>	<b>586</b>	<b>605</b>	<b>584</b>	<b>620</b>
Business-BAAS <sup>3</sup>	0	7	21	28	11	2	0	0	0	0
Business Administration	262	236	227	247	217	211	208	216	192	205
Human Resources	140	147	128	143	142	125	119	131	116	122
General Business - BAS <sup>5</sup>	10	11	14	7	3	1	1	1	0	0
Management	110	135	134	126	128	134	122	107	113	109
Marketing	112	102	135	150	144	135	136	150	163	184
<b>Healthcare Administration<sup>1</sup></b>	<b>0</b>	<b>0</b>	<b>0</b>	<b>0</b>	<b>24</b>	<b>84</b>	<b>159</b>	<b>168</b>	<b>180</b>	<b>156</b>
<b><u>College of Professional Education</u></b>	<b>1,157</b>	<b>1,111</b>	<b>1,034</b>	<b>1,085</b>	<b>1,110</b>	<b>1,158</b>	<b>1,116</b>	<b>1,023</b>	<b>1,025</b>	<b>1,051</b>
<b>School of Education</b>	<b>744</b>	<b>694</b>	<b>652</b>	<b>697</b>	<b>713</b>	<b>752</b>	<b>744</b>	<b>677</b>	<b>701</b>	<b>700</b>
Early Childhood Education <sup>1</sup>	0	0	0	0	0	0	0	15	79	140
Teacher Education	744	694	652	697	713	752	744	662	622	560
Education	744	694	652	697	713	752	744	662	622	560
<b>School of Human Sciences</b>	<b>413</b>	<b>417</b>	<b>382</b>	<b>388</b>	<b>397</b>	<b>406</b>	<b>372</b>	<b>346</b>	<b>324</b>	<b>351</b>
<b>Human Development &amp; Family Studies</b>	<b>413</b>	<b>417</b>	<b>382</b>	<b>388</b>	<b>397</b>	<b>406</b>	<b>372</b>	<b>346</b>	<b>324</b>	<b>351</b>
Child Development	332	323	290	302	304	310	295	292	274	307
Family Studies	60	73	70	67	71	78	68	50	50	44
Family & Consumer Sciences	21	21	22	19	22	18	9	4	0	0
<b>INSTITUTE OF HEALTH SCIENCES</b>	<b>3,450</b>	<b>3,394</b>	<b>3,395</b>	<b>3,296</b>	<b>3,130</b>	<b>2,929</b>	<b>2,748</b>	<b>2,662</b>	<b>2,702</b>	<b>2,860</b>
<b><u>College of Health Sciences</u></b>	<b>1,937</b>	<b>1,839</b>	<b>1,872</b>	<b>1,702</b>	<b>1,660</b>	<b>1,535</b>	<b>1,413</b>	<b>1,328</b>	<b>1,322</b>	<b>1,369</b>
<b>School of Health Promotion &amp; Kinesiology</b>	<b>1,035</b>	<b>1,004</b>	<b>1,018</b>	<b>992</b>	<b>876</b>	<b>827</b>	<b>714</b>	<b>653</b>	<b>603</b>	<b>598</b>
<b>Health Studies</b>	<b>326</b>	<b>315</b>	<b>355</b>	<b>335</b>	<b>243</b>	<b>214</b>	<b>172</b>	<b>130</b>	<b>132</b>	<b>162</b>
Health Sciences-BAAS <sup>1</sup>	0	3	5	14	18	16	13	10	16	20
Health Studies	284	281	315	296	205	183	149	94	68	77
Health Studies-BAS	42	31	35	25	20	15	10	9	6	8
Public Health	0	0	0	0	0	0	0	17	42	57
<b>Kinesiology</b>	<b>709</b>	<b>689</b>	<b>663</b>	<b>657</b>	<b>633</b>	<b>613</b>	<b>542</b>	<b>523</b>	<b>471</b>	<b>436</b>
<b>Communication Science &amp; Oral Health</b>	<b>472</b>	<b>429</b>	<b>475</b>	<b>387</b>	<b>439</b>	<b>408</b>	<b>434</b>	<b>435</b>	<b>488</b>	<b>520</b>
<b>Communication Science</b>	<b>222</b>	<b>187</b>	<b>238</b>	<b>176</b>	<b>186</b>	<b>126</b>	<b>140</b>	<b>126</b>	<b>138</b>	<b>154</b>
<b>Dental Hygiene Program</b>	<b>250</b>	<b>242</b>	<b>237</b>	<b>211</b>	<b>253</b>	<b>282</b>	<b>294</b>	<b>309</b>	<b>362</b>	<b>394</b>
Dental Hygiene	75	65	63	63	63	63	68	79	80	83
Dental Hygiene-Entry	129	125	114	104	140	161	176	187	232	264
Dental Hygiene-RDH	46	52	60	44	50	58	50	43	50	47

**Denton Campus**  
**Undergraduate Enrollment by Major**  
**Fall Semesters, 2016 through 2025**

	<u>2016</u>	<u>2017</u>	<u>2018</u>	<u>2019</u>	<u>2020</u>	<u>2021</u>	<u>2022</u>	<u>2023</u>	<u>2024</u>	<u>2025</u>
<b>Nutrition &amp; Food Sciences</b>	<b>430</b>	<b>406</b>	<b>379</b>	<b>323</b>	<b>345</b>	<b>300</b>	<b>265</b>	<b>240</b>	<b>219</b>	<b>223</b>
Culinary Science & Food Service Mgmt	15	15	23	19	19	15	15	15	7	12
Food & Nutrition in Bus. & Industry	60	63	55	42	50	45	61	59	47	43
Food Science <sup>1</sup>	0	0	0	0	0	0	0	0	0	12
Nutrition	355	328	301	262	276	240	189	166	165	156
<b><u>College of Nursing</u></b>	<b>1,513</b>	<b>1,555</b>	<b>1,523</b>	<b>1,594</b>	<b>1,470</b>	<b>1,394</b>	<b>1,335</b>	<b>1,334</b>	<b>1,380</b>	<b>1,491</b>
Nursing	0	0	0	0	0	0	0	0	0	59
Nursing-Entry	1,429	1,481	1,459	1,510	1,397	1,325	1,273	1,287	1,342	1,393
Nursing-RN	79	68	56	74	71	68	62	47	38	39
Nursing-RN to MS <sup>3</sup>	5	6	8	10	2	1	0	0	0	0
<b>General (Non-declared)</b>	<b>927</b>	<b>959</b>	<b>1,121</b>	<b>1,226</b>	<b>1,426</b>	<b>1,297</b>	<b>1,327</b>	<b>1,497</b>	<b>1,302</b>	<b>1,083</b>
<b>Total</b>	<b>9,445</b>	<b>9,328</b>	<b>9,455</b>	<b>9,666</b>	<b>9,678</b>	<b>9,298</b>	<b>9,153</b>	<b>9,298</b>	<b>9,089</b>	<b>9,063</b>

Notes: <sup>1</sup>New degree program.

<sup>2</sup>Offered in cooperation with the Institute of Health Sciences.

<sup>3</sup>Phased-out degree program.

Source: TWU, Office of Institutional Research & Data Management, Fact Book 2025.

**Denton Campus  
Master's Enrollment by Major  
Fall Semesters, 2016 through 2025**

	<u>2016</u>	<u>2017</u>	<u>2018</u>	<u>2019</u>	<u>2020</u>	<u>2021</u>	<u>2022</u>	<u>2023</u>	<u>2024</u>	<u>2025</u>
<b><u>College of Arts &amp; Sciences</u></b>	<b>351</b>	<b>380</b>	<b>438</b>	<b>444</b>	<b>484</b>	<b>501</b>	<b>476</b>	<b>433</b>	<b>430</b>	<b>447</b>
<b>School of Arts &amp; Design</b>	<b>133</b>	<b>133</b>	<b>147</b>	<b>144</b>	<b>160</b>	<b>145</b>	<b>114</b>	<b>99</b>	<b>101</b>	<b>93</b>
Dance	18	17	27	29	38	33	25	20	24	22
Music	73	90	85	80	82	82	63	51	49	47
Music	73	90	85	80	22	26	17	14	19	20
Music Therapy	0	0	0	0	60	56	46	37	30	27
Theatre	12	8	13	14	19	14	14	15	14	8
Visual Arts	30	18	22	21	21	16	12	13	14	16
Art	30	18	22	21	21	16	12	13	14	16
<b>School of Sciences</b>	<b>96</b>	<b>99</b>	<b>120</b>	<b>123</b>	<b>129</b>	<b>137</b>	<b>148</b>	<b>159</b>	<b>163</b>	<b>171</b>
Biology	14	13	19	11	22	46	46	45	38	38
Biology	14	13	19	11	9	9	12	13	11	10
Biotechnology <sup>1</sup>	0	0	0	0	13	37	34	32	27	28
Chemistry & Biochemistry	16	13	12	11	12	16	20	20	19	21
Chemistry	16	13	12	11	12	16	20	20	19	21
Computer Science	15	40	63	74	72	58	64	82	94	104
Data Science & Informatics	15	40	63	74	72	58	64	82	94	104
Mathematics	51	33	26	27	23	17	18	12	12	8
Mathematics	27	24	16	15	14	7	9	9	10	8
Mathematics Teaching <sup>2</sup>	24	9	10	12	9	10	9	3	2	0
<b>School of Social Work, Psych, &amp; Philosophy</b>	<b>46</b>	<b>61</b>	<b>90</b>	<b>100</b>	<b>110</b>	<b>113</b>	<b>107</b>	<b>78</b>	<b>83</b>	<b>102</b>
Counseling Psychology	25	26	24	25	25	20	20	21	16	18
Psychological Science <sup>1</sup>	0	8	13	14	15	28	21	19	23	22
School Psychology	21	25	26	30	36	34	28	24	21	20
Social Work <sup>1</sup>	0	2	27	31	34	31	38	14	23	42
<b>Language, Culture, &amp; Gender Studies</b>	<b>30</b>	<b>40</b>	<b>35</b>	<b>35</b>	<b>34</b>	<b>44</b>	<b>49</b>	<b>44</b>	<b>33</b>	<b>31</b>
English	16	17	18	19	23	27	27	30	21	23
Multicultural Women & Gender Studies	14	23	17	16	11	17	22	14	12	8
<b>Social Sciences &amp; Historical Studies</b>	<b>46</b>	<b>47</b>	<b>46</b>	<b>42</b>	<b>51</b>	<b>62</b>	<b>58</b>	<b>53</b>	<b>50</b>	<b>50</b>
History	16	16	20	12	21	25	27	21	21	19
Political Science	11	12	10	15	17	15	8	11	13	13
Sociology	19	19	16	15	13	22	23	21	16	18
<b><u>MAK College of Business &amp; Entrepreneurship</u></b>	<b>706</b>	<b>666</b>	<b>681</b>	<b>823</b>	<b>922</b>	<b>894</b>	<b>821</b>	<b>727</b>	<b>656</b>	<b>633</b>
Accounting & Finance	0	0	0	0	0	0	0	7	74	115
Accountancy <sup>1</sup>	0	0	0	0	0	0	0	7	74	115
Management & Marketing	706	666	681	823	922	894	821	720	582	518
Business Administration	706	666	681	823	922	894	821	720	582	518
<b><u>College of Professional Education</u></b>	<b>1,061</b>	<b>1,128</b>	<b>1,142</b>	<b>1,221</b>	<b>1,265</b>	<b>1,330</b>	<b>1,253</b>	<b>1,169</b>	<b>1,162</b>	<b>1,121</b>
School of Education	315	304	276	272	281	342	294	247	247	204
Early Childhood Education	3	3	2	10	19	16	22	11	13	12
Educational Leadership	28	31	42	29	33	30	21	16	24	24
Literacy & Language	62	78	73	98	96	135	111	95	89	61
Multilingual & Multicultural Studies <sup>1</sup>	0	0	0	0	0	0	30	35	22	8
Literacy Education	62	78	73	98	96	135	81	60	67	53

**Denton Campus  
Master's Enrollment by Major  
Fall Semesters, 2016 through 2025**

	<u>2016</u>	<u>2017</u>	<u>2018</u>	<u>2019</u>	<u>2020</u>	<u>2021</u>	<u>2022</u>	<u>2023</u>	<u>2024</u>	<u>2025</u>
<b>Special Education</b>	<b>39</b>	<b>40</b>	<b>32</b>	<b>39</b>	<b>31</b>	<b>37</b>	<b>43</b>	<b>36</b>	<b>32</b>	<b>32</b>
Special Education	10	11	10	30	27	28	33	29	28	28
Educational Diagnostician	29	29	22	9	4	9	10	7	4	4
<b>Teacher Education</b>	<b>183</b>	<b>152</b>	<b>127</b>	<b>96</b>	<b>102</b>	<b>124</b>	<b>97</b>	<b>89</b>	<b>89</b>	<b>75</b>
Teaching, Learning, & Collaboration	51	43	42	31	32	35	25	22	31	21
Teaching	132	109	85	65	70	89	72	67	58	54
<b>School of Human Sciences</b>	<b>253</b>	<b>285</b>	<b>320</b>	<b>336</b>	<b>348</b>	<b>372</b>	<b>383</b>	<b>392</b>	<b>409</b>	<b>380</b>
<b>Child Life<sup>1</sup></b>	<b>11</b>	<b>71</b>	<b>127</b>	<b>112</b>	<b>121</b>	<b>144</b>	<b>164</b>	<b>172</b>	<b>200</b>	<b>171</b>
<b>Counseling</b>	<b>104</b>	<b>100</b>	<b>91</b>	<b>111</b>	<b>125</b>	<b>125</b>	<b>124</b>	<b>125</b>	<b>112</b>	<b>117</b>
Counseling & Development	104	100	91	111	125	125	119	111	101	109
School Counseling <sup>1</sup>	0	0	0	0	0	0	5	14	11	8
<b>Human Development &amp; Family Studies</b>	<b>85</b>	<b>65</b>	<b>58</b>	<b>61</b>	<b>48</b>	<b>48</b>	<b>44</b>	<b>36</b>	<b>44</b>	<b>33</b>
Child Development	17	14	13	28	22	25	19	24	29	27
Family Studies	68	51	45	33	26	23	25	12	15	6
<b>Marriage &amp; Family Therapy</b>	<b>53</b>	<b>49</b>	<b>44</b>	<b>52</b>	<b>54</b>	<b>55</b>	<b>51</b>	<b>59</b>	<b>53</b>	<b>59</b>
<b>School of Library &amp; Information Studies</b>	<b>493</b>	<b>539</b>	<b>546</b>	<b>613</b>	<b>636</b>	<b>616</b>	<b>576</b>	<b>530</b>	<b>506</b>	<b>537</b>
Library Science	493	539	546	613	636	616	576	530	506	537
<b>INSTITUTE OF HEALTH SCIENCES</b>	<b>763</b>	<b>822</b>	<b>772</b>	<b>742</b>	<b>887</b>	<b>1,041</b>	<b>434</b>	<b>406</b>	<b>623</b>	<b>902</b>
<b><u>College of Health Sciences</u></b>	<b>655</b>	<b>695</b>	<b>653</b>	<b>615</b>	<b>553</b>	<b>487</b>	<b>434</b>	<b>404</b>	<b>398</b>	<b>383</b>
<b>School of Health Promotion &amp; Kinesiology</b>	<b>133</b>	<b>153</b>	<b>156</b>	<b>132</b>	<b>114</b>	<b>86</b>	<b>79</b>	<b>63</b>	<b>51</b>	<b>55</b>
<b>Health Studies</b>	<b>50</b>	<b>75</b>	<b>92</b>	<b>85</b>	<b>68</b>	<b>31</b>	<b>27</b>	<b>23</b>	<b>15</b>	<b>15</b>
Health Studies	50	75	92	85	68	31	27	23	15	15
Public Health <sup>1</sup>	0	0	0	0	0	6	11	16	15	19
<b>Kinesiology</b>	<b>83</b>	<b>78</b>	<b>64</b>	<b>47</b>	<b>46</b>	<b>49</b>	<b>41</b>	<b>24</b>	<b>21</b>	<b>21</b>
<b>School of Occupational Therapy</b>	<b>163</b>	<b>187</b>	<b>188</b>	<b>188</b>	<b>133</b>	<b>46</b>	<b>0</b>	<b>0</b>	<b>1</b>	<b>1</b>
Occupational Therapy	163	187	188	188	133	46	0	0	1	1
<b>Communication Sciences &amp; Disorders</b>	<b>225</b>	<b>224</b>	<b>208</b>	<b>200</b>	<b>207</b>	<b>234</b>	<b>239</b>	<b>230</b>	<b>241</b>	<b>240</b>
Education of the Deaf	29	27	19	21	37	41	38	43	45	42
Speech/Language Pathology	196	197	189	179	170	193	201	187	196	198
<b>Nutrition &amp; Food Sciences</b>	<b>121</b>	<b>115</b>	<b>84</b>	<b>85</b>	<b>93</b>	<b>117</b>	<b>91</b>	<b>87</b>	<b>88</b>	<b>67</b>
Food Science & Flavor Chemistry	1	5	5	8	8	11	11	9	9	11
Nutrition	119	110	79	77	85	106	80	78	79	56
<b>Interdepartmental</b>	<b>13</b>	<b>16</b>	<b>17</b>	<b>10</b>	<b>6</b>	<b>4</b>	<b>25</b>	<b>24</b>	<b>17</b>	<b>20</b>
Exercise & Sports Nutrition	13	16	17	10	6	4	25	24	17	20
<b><u>College of Nursing</u></b>	<b>108</b>	<b>127</b>	<b>119</b>	<b>127</b>	<b>334</b>	<b>554</b>	<b>0</b>	<b>2</b>	<b>225</b>	<b>519</b>
Nursing	2	6	0	0	0	0	0	0	0	0
Nursing-Family Nurse Practitioner	101	115	104	114	327	550	0	0	217	505
Nursing-RNPB to MS	1	6	9	5	4	3	0	0	0	0
Nursing Education	4	0	6	8	3	1	0	2	8	14
<b>Total</b>	<b>2,881</b>	<b>2,996</b>	<b>3,033</b>	<b>3,230</b>	<b>3,558</b>	<b>3,766</b>	<b>2,984</b>	<b>2,735</b>	<b>2,871</b>	<b>3,103</b>

<sup>1</sup>New Degree or Certification Program

<sup>2</sup>Phased-out Degree Program

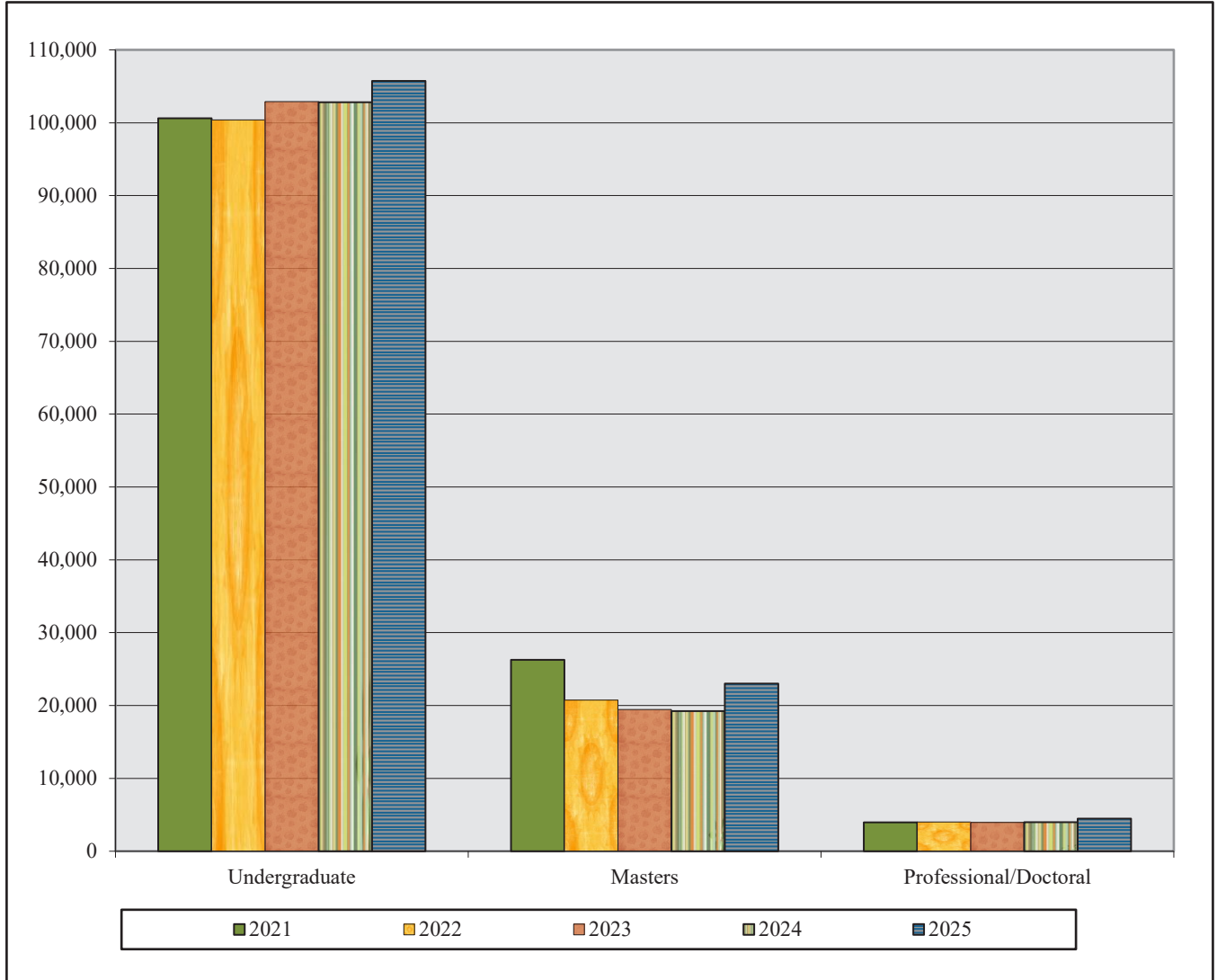
**Denton Campus**  
**Doctoral Enrollment by Major**  
**Fall Semesters, 2016 through 2025**

	<u>2016</u>	<u>2017</u>	<u>2018</u>	<u>2019</u>	<u>2020</u>	<u>2021</u>	<u>2022</u>	<u>2023</u>	<u>2024</u>	<u>2025</u>
<b><u>College of Arts &amp; Sciences</u></b>	<b>214</b>	<b>191</b>	<b>208</b>	<b>203</b>	<b>207</b>	<b>224</b>	<b>231</b>	<b>213</b>	<b>202</b>	<b>208</b>
<b>School of Arts &amp; Design</b>	<b>24</b>	<b>15</b>	<b>19</b>	<b>16</b>	<b>11</b>	<b>23</b>	<b>30</b>	<b>25</b>	<b>26</b>	<b>23</b>
Dance	24	15	19	16	11	23	30	25	26	23
<b>School of Sciences</b>	<b>29</b>	<b>29</b>	<b>27</b>	<b>20</b>	<b>22</b>	<b>25</b>	<b>27</b>	<b>23</b>	<b>22</b>	<b>27</b>
Molecular Biology	29	29	27	20	22	25	27	23	22	27
<b>School of Social Work, Psych, &amp; Philosophy</b>	<b>62</b>	<b>60</b>	<b>58</b>	<b>70</b>	<b>69</b>	<b>74</b>	<b>75</b>	<b>71</b>	<b>65</b>	<b>63</b>
Counseling Psychology	34	32	29	35	37	38	35	30	31	31
School Psychology	28	28	29	35	32	36	40	41	34	32
<b>Language, Culture, &amp; Gender Studies</b>	<b>65</b>	<b>52</b>	<b>61</b>	<b>59</b>	<b>61</b>	<b>57</b>	<b>60</b>	<b>60</b>	<b>59</b>	<b>55</b>
Rhetoric	36	29	32	36	41	39	41	41	40	41
Multicultural Women & Gender Studies	29	23	29	23	20	18	19	19	19	14
<b>Social Sciences &amp; Historical Studies</b>	<b>34</b>	<b>35</b>	<b>43</b>	<b>38</b>	<b>44</b>	<b>45</b>	<b>39</b>	<b>34</b>	<b>30</b>	<b>40</b>
Sociology	34	35	43	38	44	45	39	34	30	40
<b><u>College of Professional Education</u></b>	<b>161</b>	<b>144</b>	<b>153</b>	<b>143</b>	<b>147</b>	<b>135</b>	<b>161</b>	<b>189</b>	<b>207</b>	<b>225</b>
<b>School of Education</b>	<b>30</b>	<b>38</b>	<b>41</b>	<b>41</b>	<b>51</b>	<b>55</b>	<b>88</b>	<b>117</b>	<b>146</b>	<b>175</b>
<b>Educational Leadership</b>	<b>0</b>	<b>0</b>	<b>0</b>	<b>0</b>	<b>0</b>	<b>0</b>	<b>34</b>	<b>64</b>	<b>92</b>	<b>114</b>
Education, Leadership & Organization <sup>1</sup>	0	0	0	0	0	0	34	64	92	114
<b>Literacy &amp; Language</b>	<b>15</b>	<b>18</b>	<b>22</b>	<b>22</b>	<b>30</b>	<b>34</b>	<b>35</b>	<b>39</b>	<b>36</b>	<b>40</b>
Literacy, Language & Culture	15	18	22	22	30	34	35	39	36	40
<b>Special Education</b>	<b>14</b>	<b>19</b>	<b>18</b>	<b>19</b>	<b>21</b>	<b>21</b>	<b>19</b>	<b>14</b>	<b>18</b>	<b>21</b>
<b>School of Human Sciences</b>	<b>129</b>	<b>105</b>	<b>111</b>	<b>102</b>	<b>96</b>	<b>80</b>	<b>73</b>	<b>72</b>	<b>61</b>	<b>50</b>
<b>Human Development &amp; Family Studies</b>	<b>67</b>	<b>54</b>	<b>64</b>	<b>62</b>	<b>65</b>	<b>60</b>	<b>59</b>	<b>54</b>	<b>43</b>	<b>35</b>
Child Development & Early Education	26	20	22	20	22	20	24	24	19	15
Human Development & Family Studies	41	34	42	42	43	40	35	30	24	20
<b>Marriage &amp; Family Therapy</b>	<b>62</b>	<b>51</b>	<b>47</b>	<b>40</b>	<b>31</b>	<b>20</b>	<b>14</b>	<b>18</b>	<b>18</b>	<b>15</b>
<b>INSTITUTE OF HEALTH SCIENCES</b>	<b>167</b>	<b>171</b>	<b>164</b>	<b>160</b>	<b>208</b>	<b>243</b>	<b>261</b>	<b>244</b>	<b>254</b>	<b>297</b>
<b><u>College of Health Sciences</u></b>	<b>129</b>	<b>136</b>	<b>126</b>	<b>117</b>	<b>159</b>	<b>185</b>	<b>204</b>	<b>194</b>	<b>203</b>	<b>244</b>
<b>School of Health Promotion &amp; Kinesiology</b>	<b>92</b>	<b>90</b>	<b>81</b>	<b>77</b>	<b>53</b>	<b>44</b>	<b>36</b>	<b>30</b>	<b>22</b>	<b>24</b>
Health Studies	52	54	50	44	30	25	23	17	11	14
Kinesiology	40	36	31	33	23	19	13	13	11	10
<b>School of Occupational Therapy</b>	<b>26</b>	<b>31</b>	<b>30</b>	<b>26</b>	<b>91</b>	<b>124</b>	<b>153</b>	<b>148</b>	<b>158</b>	<b>177</b>
Occupational Therapy	10	10	15	17	14	19	15	9	10	14
Occupational Therapy-OTD	16	21	15	9	77	105	138	139	148	163
<b>School of Physical Therapy</b>	<b>0</b>	<b>0</b>	<b>0</b>	<b>0</b>	<b>0</b>	<b>0</b>	<b>0</b>	<b>0</b>	<b>0</b>	<b>20</b>
Physical Therapy - DPT	0	0	0	0	0	0	0	0	0	20
<b>Nutrition &amp; Food Sciences</b>	<b>11</b>	<b>15</b>	<b>15</b>	<b>14</b>	<b>15</b>	<b>17</b>	<b>15</b>	<b>16</b>	<b>23</b>	<b>23</b>
Nutrition	11	15	15	14	15	17	15	16	23	23
<b><u>College of Nursing</u></b>	<b>38</b>	<b>35</b>	<b>38</b>	<b>43</b>	<b>49</b>	<b>58</b>	<b>57</b>	<b>50</b>	<b>51</b>	<b>53</b>
Nursing Practice-DNP	0	0	0	0	0	0	0	3	6	15
Nursing Science-PhD	38	35	38	43	49	58	57	47	45	38
<b>Total</b>	<b>542</b>	<b>506</b>	<b>525</b>	<b>506</b>	<b>562</b>	<b>602</b>	<b>653</b>	<b>646</b>	<b>663</b>	<b>730</b>

Notes: <sup>1</sup>New degree program.

Source: TWU, Office of Institutional Research & Data Management, Fact Book 2025.

**Denton Campus**  
**Semester Credit Hour Production by Level Chart**  
**Fall Semesters, 2021 through 2025**



Semester Credit Hour Production							
Level	Fall Semester					2024-25 Change	
	2021	2022	2023	2024	2025	Actual	Percent
Undergraduate	100,610	100,387	102,899	102,812	105,726	2,914	2.8%
Masters	26,289	20,746	19,453	19,235	23,010	3,775	19.6%
Special Professional*	0	0	0	0	1,777	1,777	N/A
Doctoral	3,957	4,013	3,951	3,985	2,703	-1,282	-32.2%
<b>Total</b>	<b>130,856</b>	<b>125,146</b>	<b>126,303</b>	<b>126,032</b>	<b>133,216</b>	<b>7,184</b>	<b>5.7%</b>
<b>Annual Percent Change</b>	<b>-1.7%</b>	<b>-4.4%</b>	<b>0.9%</b>	<b>-0.2%</b>	<b>5.7%</b>		

\*DPT courses and starting in 2025FA OTD and DNP courses

**Denton Campus**  
**Semester Credit Hours-Denton Total**  
**Academic Years, 2021-2022 through 2025-2026**

Semester/ Level	Academic Years				
	2021-22	2022-23	2023-24	2024-25	2025-26
<b>Fall</b>	<b>130,856</b>	<b>125,146</b>	<b>126,303</b>	<b>126,032</b>	<b>134,530</b>
Undergraduate Lower	55,428	56,086	60,602	60,437	60,838
Undergraduate Upper	45,182	44,301	42,297	42,375	44,888
Masters	26,225	20,746	19,453	19,235	23,034
Special Professional	0	0	0	0	1,777
Doctoral	4,021	4,013	3,951	3,985	3,993
<b>Spring</b>	<b>118,602</b>	<b>113,379</b>	<b>111,941</b>	<b>114,895</b>	<b>0</b>
Undergraduate Lower	45,449	46,493	47,722	49,905	0
Undergraduate Upper	44,834	43,440	42,444	42,480	0
Masters	25,072	19,720	18,195	18,390	0
Special Professional	0	0	0	0	0
Doctoral	3,247	3,726	3,580	4,120	0
<b>Summer</b>	<b>39,017</b>	<b>39,548</b>	<b>38,794</b>	<b>46,661</b>	<b>0</b>
Undergraduate Lower	9,516	10,415	10,027	12,581	0
Undergraduate Upper	12,894	12,477	12,756	13,231	0
Masters	13,368	13,180	12,709	17,558	0
Special Professional	0	0	0	957	0
Doctoral	3,239	3,476	3,302	2,334	0
<b>Total</b>	<b>288,475</b>	<b>278,073</b>	<b>277,038</b>	<b>287,588</b>	<b>134,530</b>
Undergraduate Lower	110,393	112,994	118,351	122,923	60,838
Undergraduate Upper	102,910	100,218	97,497	98,086	44,888
Masters	64,665	53,646	50,357	55,183	23,034
Special Professional	0	0	0	957	1,777
Doctoral	10,507	11,215	10,833	10,439	3,993

**Denton Campus**  
**Semester Credit Hours-College of Arts and Sciences**  
**Academic Years, 2021-2022 through 2025-2026**

Semester/ Level	Academic Years				
	2021-22	2022-23	2023-24	2024-25	2025-26
<b>Fall</b>	<b>70,239</b>	<b>70,093</b>	<b>73,416</b>	<b>73,151</b>	<b>74,170</b>
Undergraduate Lower	45,835	46,353	50,706	50,187	50,249
Undergraduate Upper	19,111	18,818	18,200	18,245	19,038
Masters	3,699	3,586	3,262	3,581	3,751
Doctoral	1,594	1,336	1,248	1,138	1,132
<b>Spring</b>	<b>61,730</b>	<b>62,466</b>	<b>62,768</b>	<b>64,209</b>	<b>0</b>
Undergraduate Lower	38,246	39,475	40,608	42,150	0
Undergraduate Upper	18,638	18,521	18,242	17,773	0
Masters	3,359	3,042	2,552	3,090	0
Doctoral	1,487	1,428	1,366	1,196	0
<b>Summer</b>	<b>13,667</b>	<b>14,108</b>	<b>13,863</b>	<b>16,297</b>	<b>0</b>
Undergraduate Lower	7,258	8,148	7,642	10,048	0
Undergraduate Upper	4,109	3,870	4,017	3,880	0
Masters	1,415	1,113	1,387	1,594	0
Doctoral	885	977	817	775	0
<b>Total</b>	<b>145,636</b>	<b>146,667</b>	<b>150,047</b>	<b>153,657</b>	<b>74,170</b>
Undergraduate Lower	91,339	93,976	98,956	102,385	50,249
Undergraduate Upper	41,858	41,209	40,459	39,898	19,038
Masters	8,473	7,741	7,201	8,265	3,751
Doctoral	3,966	3,741	3,431	3,109	1,132

**Denton Campus**  
**Semester Credit Hours-Doswell School of Aeronautical Sciences**  
**Academic Years, 2021-2022 through 2025-2026**

Semester/ Level	Academic Years				
	2021-22	2022-23	2023-24	2024-25	2025-26
<b>Fall</b>	<b>0</b>	<b>0</b>	<b>0</b>	<b>148</b>	<b>517</b>
Undergraduate Lower	0	0	0	148	517
Undergraduate Upper	0	0	0	0	0
Masters	0	0	0	0	0
Doctoral	0	0	0	0	0
<b>Spring</b>	<b>0</b>	<b>0</b>	<b>0</b>	<b>321</b>	<b>0</b>
Undergraduate Lower	0	0	0	321	0
Undergraduate Upper	0	0	0	0	0
Masters	0	0	0	0	0
Doctoral	0	0	0	0	0
<b>Summer</b>	<b>0</b>	<b>0</b>	<b>0</b>	<b>141</b>	<b>0</b>
Undergraduate Lower	0	0	0	141	0
Undergraduate Upper	0	0	0	0	0
Masters	0	0	0	0	0
Doctoral	0	0	0	0	0
<b>Total</b>	<b>0</b>	<b>0</b>	<b>0</b>	<b>610</b>	<b>517</b>
Undergraduate Lower	0	0	0	610	517
Undergraduate Upper	0	0	0	0	0
Masters	0	0	0	0	0
Doctoral	0	0	0	0	0

**Denton Campus  
Semester Credit Hours-School of Arts & Design  
Academic Years, 2021-2022 through 2025-2026**

Semester/ Level	Academic Years				
	2021-22	2022-23	2023-24	2024-25	2025-26
<b>Fall</b>	<b>8,170</b>	<b>8,858</b>	<b>9,696</b>	<b>9,346</b>	<b>8,960</b>
Undergraduate Lower	3,910	4,365	5,509	4,957	4,716
Undergraduate Upper	3,285	3,607	3,430	3,652	3,575
Masters	837	715	634	635	582
Doctoral	138	171	123	102	87
<b>Spring</b>	<b>7,469</b>	<b>7,896</b>	<b>8,024</b>	<b>7,867</b>	<b>0</b>
Undergraduate Lower	3,165	3,623	3,787	3,622	0
Undergraduate Upper	3,359	3,427	3,485	3,508	0
Masters	807	690	629	641	0
Doctoral	138	156	123	96	0
<b>Summer</b>	<b>923</b>	<b>702</b>	<b>678</b>	<b>889</b>	<b>0</b>
Undergraduate Lower	225	237	138	330	0
Undergraduate Upper	406	336	349	445	0
Masters	208	60	110	96	0
Doctoral	84	69	81	18	0
<b>Total</b>	<b>16,562</b>	<b>17,456</b>	<b>18,398</b>	<b>18,102</b>	<b>8,960</b>
Undergraduate Lower	7,300	8,225	9,434	8,909	4,716
Undergraduate Upper	7,050	7,370	7,264	7,605	3,575
Masters	1,852	1,465	1,373	1,372	582
Doctoral	360	396	327	216	87

**Denton Campus**  
**Semester Credit Hours-School of Sciences**  
**Academic Years, 2021-2022 through 2025-2026**

Semester/ Level	Academic Years				
	2021-22	2022-23	2023-24	2024-25	2025-26
<b>Fall</b>	<b>24,611</b>	<b>24,528</b>	<b>24,492</b>	<b>24,960</b>	<b>26,075</b>
Undergraduate Lower	18,362	18,617	18,531	18,366	19,309
Undergraduate Upper	4,789	4,444	4,419	4,811	4,958
Masters	1,224	1,289	1,390	1,656	1,684
Doctoral	236	178	152	127	124
<b>Spring</b>	<b>21,448</b>	<b>21,900</b>	<b>21,241</b>	<b>21,660</b>	<b>0</b>
Undergraduate Lower	15,316	16,278	15,539	15,693	0
Undergraduate Upper	4,861	4,375	4,479	4,446	0
Masters	1,100	1,074	1,051	1,395	0
Doctoral	171	173	172	126	0
<b>Summer</b>	<b>4,380</b>	<b>4,887</b>	<b>5,307</b>	<b>6,719</b>	<b>0</b>
Undergraduate Lower	2,828	3,405	3,474	4,895	0
Undergraduate Upper	723	734	846	683	0
Masters	763	685	933	1,108	0
Doctoral	66	63	54	33	0
<b>Total</b>	<b>50,439</b>	<b>51,315</b>	<b>51,040</b>	<b>53,339</b>	<b>26,075</b>
Undergraduate Lower	36,506	38,300	37,544	38,954	19,309
Undergraduate Upper	10,373	9,553	9,744	9,940	4,958
Masters	3,087	3,048	3,374	4,159	1,684
Doctoral	473	414	378	286	124

**Denton Campus**  
**Semester Credit Hours-School of Social Work, Psychology, & Philosophy**  
**Academic Years, 2021-2022 through 2025-2026**

Semester/ Level	Academic Years				
	2021-22	2022-23	2023-24	2024-25	2025-26
<b>Fall</b>	<b>14,160</b>	<b>13,707</b>	<b>14,596</b>	<b>14,530</b>	<b>15,052</b>
Undergraduate Lower	6,970	6,496	7,844	7,813	7,914
Undergraduate Upper	5,433	5,724	5,509	5,400	5,635
Masters	948	867	629	720	900
Doctoral	809	620	614	597	603
<b>Spring</b>	<b>12,588</b>	<b>12,576</b>	<b>12,175</b>	<b>12,772</b>	<b>0</b>
Undergraduate Lower	5,422	4,838	5,106	5,840	0
Undergraduate Upper	5,591	6,237	6,002	5,729	0
Masters	810	792	428	610	0
Doctoral	765	709	639	593	0
<b>Summer</b>	<b>3,402</b>	<b>3,419</b>	<b>3,025</b>	<b>3,156</b>	<b>0</b>
Undergraduate Lower	1,259	1,278	958	1,136	0
Undergraduate Upper	1,495	1,456	1,445	1,426	0
Masters	150	149	161	147	0
Doctoral	498	536	461	447	0
<b>Total</b>	<b>30,150</b>	<b>29,702</b>	<b>29,796</b>	<b>30,458</b>	<b>15,052</b>
Undergraduate Lower	13,651	12,612	13,908	14,789	7,914
Undergraduate Upper	12,519	13,417	12,956	12,555	5,635
Masters	1,908	1,808	1,218	1,477	900
Doctoral	2,072	1,865	1,714	1,637	603

**Denton Campus**  
**Semester Credit Hours-Merrilee Alexander Kick College of Business & Entrepreneurship**  
**Academic Years, 2021-2022 through 2025-2026**

Semester/ Level	Academic Years				
	2021-22	2022-23	2023-24	2024-25	2025-26
<b>Fall</b>	<b>17,070</b>	<b>16,686</b>	<b>16,701</b>	<b>16,239</b>	<b>16,992</b>
Undergraduate Lower	1,908	2,079	2,412	2,064	2,226
Undergraduate Upper	8,403	8,487	8,679	8,835	9,459
Masters	6,759	6,120	5,610	5,340	5,307
Doctoral	0	0	0	0	0
<b>Spring</b>	<b>16,872</b>	<b>16,449</b>	<b>16,443</b>	<b>16,698</b>	<b>0</b>
Undergraduate Lower	1,875	1,989	2,001	2,148	0
Undergraduate Upper	8,034	8,247	8,655	9,207	0
Masters	6,963	6,213	5,787	5,343	0
Doctoral	0	0	0	0	0
<b>Summer</b>	<b>8,583</b>	<b>8,403</b>	<b>8,712</b>	<b>9,042</b>	<b>0</b>
Undergraduate Lower	711	870	930	930	0
Undergraduate Upper	3,507	3,615	3,642	3,870	0
Masters	4,365	3,918	4,140	4,242	0
Doctoral	0	0	0	0	0
<b>Total</b>	<b>42,525</b>	<b>41,538</b>	<b>41,856</b>	<b>41,979</b>	<b>16,992</b>
Undergraduate Lower	4,494	4,938	5,343	5,142	2,226
Undergraduate Upper	19,944	20,349	20,976	21,912	9,459
Masters	18,087	16,251	15,537	14,925	5,307
Doctoral	0	0	0	0	0

**Denton Campus**  
**Semester Credit Hours-College of Professional Education**  
**Academic Years, 2021-2022 through 2025-2026**

Semester/ Level	Academic Years				
	2021-22	2022-23	2023-24	2024-25	2025-26
<b>Fall</b>	<b>19,544</b>	<b>18,890</b>	<b>17,756</b>	<b>17,502</b>	<b>17,360</b>
Undergraduate Lower	2,830	2,746	2,658	2,669	2,708
Undergraduate Upper	7,739	7,418	6,772	6,480	6,640
Masters	8,310	7,942	7,540	7,408	7,129
Doctoral	665	784	786	945	883
<b>Spring</b>	<b>18,930</b>	<b>17,803</b>	<b>16,904</b>	<b>17,772</b>	<b>0</b>
Undergraduate Lower	2,113	2,049	1,856	2,025	0
Undergraduate Upper	7,854	7,388	7,061	7,416	0
Masters	8,335	7,561	7,218	7,391	0
Doctoral	628	805	769	940	0
<b>Summer</b>	<b>8,710</b>	<b>8,609</b>	<b>8,576</b>	<b>8,817</b>	<b>0</b>
Undergraduate Lower	708	657	678	672	0
Undergraduate Upper	2,157	2,112	2,330	2,446	0
Masters	5,195	5,069	4,758	4,929	0
Doctoral	650	771	810	770	0
<b>Total</b>	<b>47,184</b>	<b>45,302</b>	<b>43,236</b>	<b>44,091</b>	<b>17,360</b>
Undergraduate Lower	5,651	5,452	5,192	5,366	2,708
Undergraduate Upper	17,750	16,918	16,163	16,342	6,640
Masters	21,840	20,572	19,516	19,728	7,129
Doctoral	1,943	2,360	2,365	2,655	883

**Denton Campus**  
**Semester Credit Hours-School of Education**  
**Academic Years, 2021-2022 through 2025-2026**

Semester/ Level	Academic Years				
	2021-22	2022-23	2023-24	2024-25	2025-26
<b>Fall</b>	<b>8,206</b>	<b>8,226</b>	<b>7,748</b>	<b>7,625</b>	<b>7,390</b>
Undergraduate Lower	897	972	1,011	954	900
Undergraduate Upper	5,312	5,210	4,843	4,665	4,663
Masters	1,661	1,560	1,408	1,371	1,149
Doctoral	336	484	486	635	678
<b>Spring</b>	<b>8,070</b>	<b>7,798</b>	<b>7,174</b>	<b>7,447</b>	<b>0</b>
Undergraduate Lower	1,047	927	909	903	0
Undergraduate Upper	5,004	4,880	4,354	4,488	0
Masters	1,641	1,447	1,395	1,320	0
Doctoral	378	544	516	736	0
<b>Summer</b>	<b>3,083</b>	<b>3,140</b>	<b>3,393</b>	<b>3,381</b>	<b>0</b>
Undergraduate Lower	276	291	300	234	0
Undergraduate Upper	1,320	1,245	1,484	1,513	0
Masters	1,094	1,094	960	994	0
Doctoral	393	510	649	640	0
<b>Total</b>	<b>19,359</b>	<b>19,164</b>	<b>18,315</b>	<b>18,453</b>	<b>7,390</b>
Undergraduate Lower	2,220	2,190	2,220	2,091	900
Undergraduate Upper	11,636	11,335	10,681	10,666	4,663
Masters	4,396	4,101	3,763	3,685	1,149
Doctoral	1,107	1,538	1,651	2,011	678

**Denton Campus**  
**Semester Credit Hours-School of Human Sciences**  
**Academic Years, 2021-2022 through 2025-2026**

Semester/ Level	Academic Years				
	2021-22	2022-23	2023-24	2024-25	2025-26
<b>Fall</b>	<b>7,369</b>	<b>7,069</b>	<b>6,740</b>	<b>6,687</b>	<b>6,671</b>
Undergraduate Lower	1,933	1,774	1,647	1,715	1,808
Undergraduate Upper	2,013	1,890	1,653	1,530	1,758
Masters	3,094	3,105	3,140	3,132	2,900
Doctoral	329	300	300	310	205
<b>Spring</b>	<b>7,154</b>	<b>6,831</b>	<b>6,651</b>	<b>7,166</b>	<b>0</b>
Undergraduate Lower	1,066	1,122	947	1,122	0
Undergraduate Upper	2,673	2,331	2,458	2,718	0
Masters	3,165	3,117	2,993	3,122	0
Doctoral	250	261	253	204	0
<b>Summer</b>	<b>3,508</b>	<b>3,655</b>	<b>3,422</b>	<b>3,444</b>	<b>0</b>
Undergraduate Lower	432	366	378	438	0
Undergraduate Upper	837	867	846	846	0
Masters	1,982	2,161	2,037	2,030	0
Doctoral	257	261	161	130	0
<b>Total</b>	<b>18,031</b>	<b>17,555</b>	<b>16,813</b>	<b>17,297</b>	<b>6,671</b>
Undergraduate Lower	3,431	3,262	2,972	3,275	1,808
Undergraduate Upper	5,523	5,088	4,957	5,094	1,758
Masters	8,241	8,383	8,170	8,284	2,900
Doctoral	836	822	714	644	205

**Denton Campus**  
**Semester Credit Hours-School of Library and Information Studies**  
**Academic Years, 2021-2022 through 2025-2026**

Semester/ Level	Academic Years				
	2021-22	2022-23	2023-24	2024-25	2025-26
<b>Fall</b>	<b>3,969</b>	<b>3,595</b>	<b>3,268</b>	<b>3,190</b>	<b>3,299</b>
Undergraduate Lower	0	0	0	0	0
Undergraduate Upper	414	318	276	285	219
Masters	3,555	3,277	2,992	2,905	3,080
Doctoral	0	0	0	0	0
<b>Spring</b>	<b>3,706</b>	<b>3,174</b>	<b>3,079</b>	<b>3,159</b>	<b>0</b>
Undergraduate Lower	0	0	0	0	0
Undergraduate Upper	177	177	249	210	0
Masters	3,529	2,997	2,830	2,949	0
Doctoral	0	0	0	0	0
<b>Summer</b>	<b>2,119</b>	<b>1,814</b>	<b>1,761</b>	<b>1,992</b>	<b>0</b>
Undergraduate Lower	0	0	0	0	0
Undergraduate Upper	0	0	0	87	0
Masters	2,119	1,814	1,761	1,905	0
Doctoral	0	0	0	0	0
<b>Total</b>	<b>9,794</b>	<b>8,583</b>	<b>8,108</b>	<b>8,341</b>	<b>3,299</b>
Undergraduate Lower	0	0	0	0	0
Undergraduate Upper	591	495	525	582	219
Masters	9,203	8,088	7,583	7,759	3,080
Doctoral	0	0	0	0	0

**Denton Campus**  
**Semester Credit Hours-College of Health Sciences**  
**Academic Years, 2021-2022 through 2025-2026**

Semester/ Level	Academic Years				
	2021-22	2022-23	2023-24	2024-25	2025-26
<b>Fall</b>	<b>19,565</b>	<b>17,818</b>	<b>16,757</b>	<b>17,342</b>	<b>19,755</b>
Undergraduate Lower	3,801	3,733	3,572	4,047	4,343
Undergraduate Upper	9,505	9,217	8,371	8,583	8,832
Masters	4,758	3,098	3,041	2,906	2,966
Special Professional	0	0	0	0	1,777
Doctoral	1,501	1,770	1,773	1,806	1,837
<b>Spring</b>	<b>16,806</b>	<b>16,104</b>	<b>15,420</b>	<b>15,795</b>	<b>0</b>
Undergraduate Lower	3,125	2,893	3,188	3,491	0
Undergraduate Upper	9,812	8,937	8,218	7,853	0
Masters	2,843	2,904	2,638	2,566	0
Special Professional	0	0	0	0	0
Doctoral	1,026	1,370	1,376	1,885	0
<b>Summer</b>	<b>7,802</b>	<b>8,124</b>	<b>7,439</b>	<b>8,729</b>	<b>0</b>
Undergraduate Lower	839	740	777	931	0
Undergraduate Upper	2,965	2,732	2,644	2,922	0
Masters	2,393	3,080	2,424	3,181	0
Special Professional	0	0	0	957	0
Doctoral	1,605	1,572	1,594	738	0
<b>Total</b>	<b>44,173</b>	<b>42,046</b>	<b>39,616</b>	<b>41,866</b>	<b>19,755</b>
Undergraduate Lower	7,765	7,366	7,537	8,469	4,343
Undergraduate Upper	22,282	20,886	19,233	19,358	8,832
Masters	9,994	9,082	8,103	8,653	2,966
Special Professional	0	0	0	957	1,777
Doctoral	4,132	4,712	4,743	4,429	1,837

**Denton Campus**  
**Semester Credit Hours-School of Health Promotion and Kineiology**  
**Academic Years, 2021-2022 through 2025-2026**

Semester/ Level	Academic Years				
	2021-22	2022-23	2023-24	2024-25	2025-26
<b>Fall</b>	<b>8,702</b>	<b>8,494</b>	<b>7,774</b>	<b>7,953</b>	<b>7,920</b>
Undergraduate Lower	2,026	2,049	2,089	2,028	2,077
Undergraduate Upper	5,825	5,709	5,053	5,408	5,289
Masters	720	591	489	381	405
Doctoral	131	145	143	136	149
<b>Spring</b>	<b>8,527</b>	<b>7,487</b>	<b>7,511</b>	<b>7,124</b>	<b>0</b>
Undergraduate Lower	1,798	1,432	1,843	1,819	0
Undergraduate Upper	5,995	5,486	5,062	4,821	0
Masters	525	366	444	261	0
Doctoral	209	203	162	223	0
<b>Summer</b>	<b>3,171</b>	<b>2,595</b>	<b>2,274</b>	<b>2,522</b>	<b>0</b>
Undergraduate Lower	434	284	294	372	0
Undergraduate Upper	2,236	1,911	1,659	1,742	0
Masters	363	309	210	252	0
Doctoral	138	91	111	156	0
<b>Total</b>	<b>20,400</b>	<b>18,576</b>	<b>17,559</b>	<b>17,599</b>	<b>7,920</b>
Undergraduate Lower	4,258	3,765	4,226	4,219	2,077
Undergraduate Upper	14,056	13,106	11,774	11,971	5,289
Masters	1,608	1,266	1,143	894	405
Doctoral	478	439	416	515	149

**Denton Campus  
Semester Credit Hours-School of Occupational Therapy  
Academic Years, 2021-2022 through 2025-2026**

Semester/ Level	Academic Years				
	2021-22	2022-23	2023-24	2024-25	2025-26
<b>Fall</b>	<b>2,991</b>	<b>1,594</b>	<b>1,586</b>	<b>1,613</b>	<b>2,940</b>
Undergraduate Lower	0	0	0	0	0
Undergraduate Upper	0	0	0	0	0
Masters	1,656	0	0	0	0
Special Professional	0	0	0	0	1,327
Doctoral	1,335	1,594	1,586	1,613	1,613
<b>Spring</b>	<b>825</b>	<b>1,116</b>	<b>1,125</b>	<b>1,566</b>	<b>0</b>
Undergraduate Lower	0	0	0	0	0
Undergraduate Upper	0	0	0	0	0
Masters	60	0	0	0	0
Special Professional	0	0	0	0	0
Doctoral	765	1,116	1,125	1,566	0
<b>Summer</b>	<b>1,440</b>	<b>1,458</b>	<b>1,451</b>	<b>1,503</b>	<b>0</b>
Undergraduate Lower	0	0	0	0	0
Undergraduate Upper	0	0	0	0	0
Masters	0	0	0	0	0
Special Professional	0	0	0	957	0
Doctoral	1,440	1,458	1,451	546	0
<b>Total</b>	<b>5,256</b>	<b>4,168</b>	<b>4,162</b>	<b>4,682</b>	<b>2,940</b>
Undergraduate Lower	0	0	0	0	0
Undergraduate Upper	0	0	0	0	0
Masters	1,716	0	0	0	0
Special Professional	0	0	0	957	1,327
Doctoral	3,540	4,168	4,162	3,725	1,613

**Denton Campus**  
**Semester Credit Hours-School of Physical Therapy**  
**Academic Years, 2021-2022 through 2025-2026**

Semester/ Level	Academic Years				
	2021-22	2022-23	2023-24	2024-25	2025-26
<b>Fall</b>	<b>0</b>	<b>0</b>	<b>0</b>	<b>0</b>	<b>11</b>
Undergraduate Lower	0	0	0	0	0
Undergraduate Upper	0	0	0	0	0
Masters	0	0	0	0	0
Special Professional	0	0	0	0	450
Doctoral	0	0	0	0	11
<b>Spring</b>	<b>0</b>	<b>0</b>	<b>0</b>	<b>0</b>	<b>0</b>
Undergraduate Lower	0	0	0	0	0
Undergraduate Upper	0	0	0	0	0
Masters	0	0	0	0	0
Special Professional	0	0	0	0	0
Doctoral	0	0	0	0	0
<b>Summer</b>	<b>0</b>	<b>0</b>	<b>0</b>	<b>0</b>	<b>0</b>
Undergraduate Lower	0	0	0	0	0
Undergraduate Upper	0	0	0	0	0
Masters	0	0	0	0	0
Special Professional	0	0	0	0	0
Doctoral	0	0	0	0	0
<b>Total</b>	<b>0</b>	<b>0</b>	<b>0</b>	<b>0</b>	<b>461</b>
Undergraduate Lower	0	0	0	0	0
Undergraduate Upper	0	0	0	0	0
Masters	0	0	0	0	0
Special Professional	0	0	0	0	450
Doctoral	0	0	0	0	11

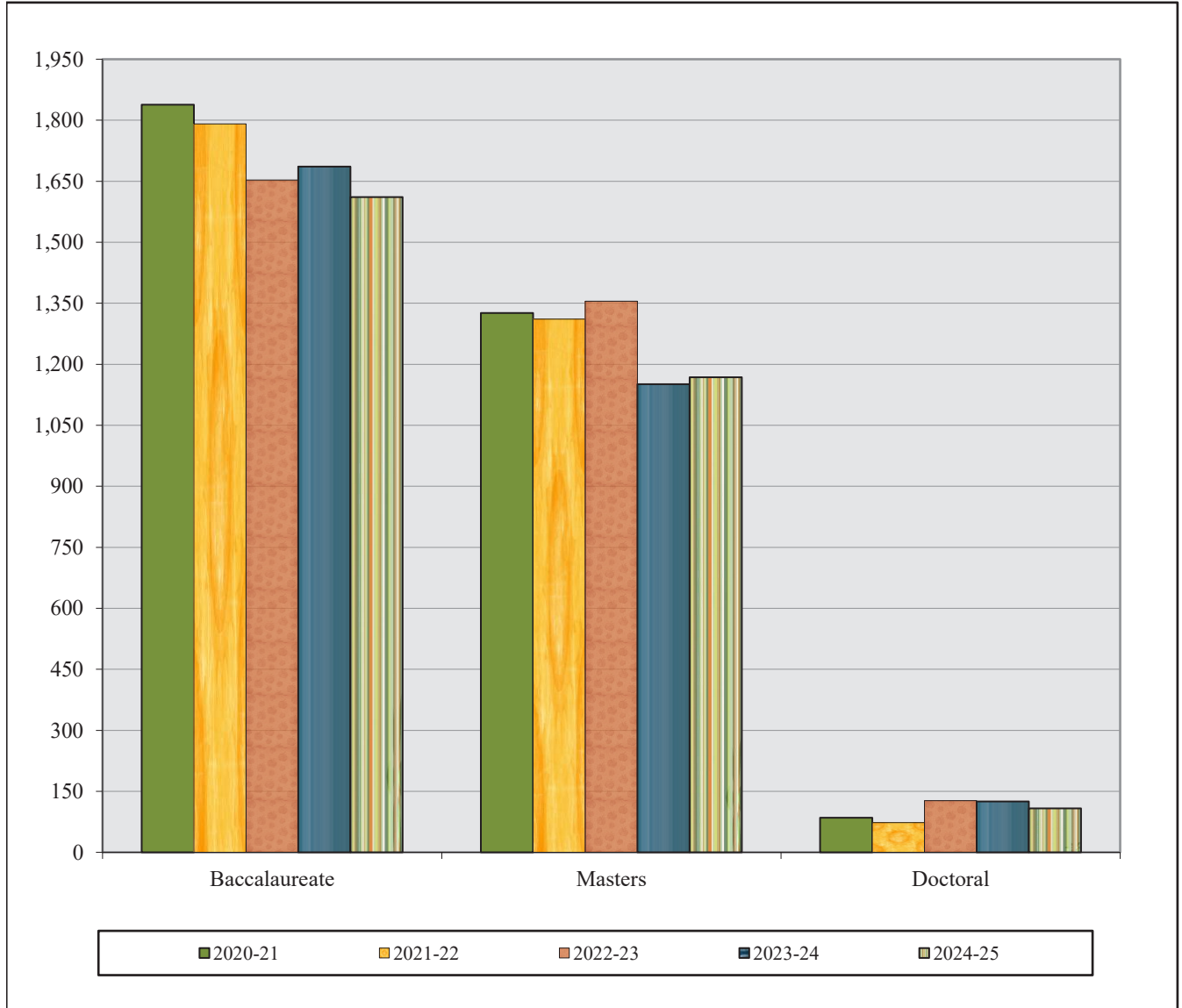
**Denton Campus**  
**Semester Credit Hours-College of Nursing**  
**Academic Years, 2021-2022 through 2025-2026**

Semester/ Level	Academic Years				
	2021-22	2022-23	2023-24	2024-25	2025-26
<b>Fall</b>	<b>3,384</b>	<b>484</b>	<b>419</b>	<b>328</b>	<b>4,941</b>
Undergraduate Lower	0	0	0	0	0
Undergraduate Upper	424	361	275	232	919
Masters	2,699	0	0	0	3,881
Doctoral	261	123	144	96	141
<b>Spring</b>	<b>4,174</b>	<b>470</b>	<b>337</b>	<b>330</b>	<b>0</b>
Undergraduate Lower	0	0	0	0	0
Undergraduate Upper	496	347	268	231	0
Masters	3,572	0	0	0	0
Doctoral	106	123	69	99	0
<b>Summer</b>	<b>255</b>	<b>304</b>	<b>177</b>	<b>3,776</b>	<b>0</b>
Undergraduate Lower	0	0	0	0	0
Undergraduate Upper	156	148	96	113	0
Masters	0	0	0	3,612	0
Doctoral	99	156	81	51	0
<b>Total</b>	<b>7,813</b>	<b>1,258</b>	<b>933</b>	<b>4,434</b>	<b>4,941</b>
Undergraduate Lower	0	0	0	0	0
Undergraduate Upper	1,076	856	639	576	919
Masters	6,271	0	0	3,612	3,881
Doctoral	466	402	294	246	141

**Denton Campus**  
**Semester Credit Hours-University (UNIV)**  
**Academic Years, 2021-2022 through 2025-2026**

Semester/ Level	Academic Years				
	2021-22	2022-23	2023-24	2024-25	2025-26
<b>Fall</b>	<b>1,054</b>	<b>1,175</b>	<b>1,254</b>	<b>1,470</b>	<b>1,312</b>
Undergraduate Lower	1,054	1,175	1,254	1,470	1,312
Undergraduate Upper	0	0	0	0	0
Masters	0	0	0	0	0
Doctoral	0	0	0	0	0
<b>Spring</b>	<b>90</b>	<b>87</b>	<b>69</b>	<b>91</b>	<b>0</b>
Undergraduate Lower	90	87	69	91	0
Undergraduate Upper	0	0	0	0	0
Masters	0	0	0	0	0
Doctoral	0	0	0	0	0
<b>Summer</b>	<b>0</b>	<b>0</b>	<b>27</b>	<b>0</b>	<b>0</b>
Undergraduate Lower	0	0	0	0	0
Undergraduate Upper	0	0	27	0	0
Masters	0	0	0	0	0
Doctoral	0	0	0	0	0
<b>Total</b>	<b>1,144</b>	<b>1,262</b>	<b>1,350</b>	<b>1,561</b>	<b>1,312</b>
Undergraduate Lower	1,144	1,262	1,323	1,561	1,312
Undergraduate Upper	0	0	27	0	0
Masters	0	0	0	0	0
Doctoral	0	0	0	0	0

**Denton Campus  
Degrees Conferred by Level Chart  
Academic Years, 2020-2021 through 2024-2025**



Denton Campus Degrees Conferred							
Degree Level	Academic Years					AY 24 to 25 Change	
	2020-21	2021-22	2022-23	2023-24	2024-25	Actual	Percent
Baccalaureate	1,838	1,791	1,653	1,686	1,611	-75	-4.4%
Masters	1,326	1,311	1,355	1,151	1,168	17	1.5%
Doctoral	85	73	127	125	108	-17	-13.6%
<b>Total</b>	<b>3,249</b>	<b>3,175</b>	<b>3,135</b>	<b>2,962</b>	<b>2,887</b>	<b>-75</b>	<b>-2.5%</b>
<b>Annual Percent Change</b>	<b>8.3%</b>	<b>-2.3%</b>	<b>-1.3%</b>	<b>-5.5%</b>	<b>-2.5%</b>		

**Denton Campus**  
**Undergraduate Degrees Conferred by Major**  
**Academic Years, 2020-2021 through 2024-2025**

	<u>2020-21</u>	<u>2021-22</u>	<u>2022-23</u>	<u>2023-24</u>	<u>2024-25</u>
<b><u>College of Arts &amp; Sciences</u></b>	<b>862</b>	<b>839</b>	<b>782</b>	<b>828</b>	<b>785</b>
<b>School of Arts &amp; Design</b>	<b>114</b>	<b>111</b>	<b>97</b>	<b>106</b>	<b>113</b>
<b>Dance</b>	<b>20</b>	<b>27</b>	<b>17</b>	<b>17</b>	<b>14</b>
Dance	20	27	27	27	27
<b>Fashion &amp; Textiles</b>	<b>25</b>	<b>21</b>	<b>12</b>	<b>19</b>	<b>13</b>
Fashion Design	8	9	9	8	5
Fashion Merchandising	17	12	3	11	8
<b>Music</b>	<b>29</b>	<b>24</b>	<b>35</b>	<b>35</b>	<b>35</b>
Music	18	19	20	25	25
Music Therapy	11	5	15	10	10
<b>Theatre</b>	<b>10</b>	<b>12</b>	<b>10</b>	<b>8</b>	<b>14</b>
<b>Visual Arts</b>	<b>30</b>	<b>27</b>	<b>23</b>	<b>27</b>	<b>37</b>
Art	30	27	23	27	37
<b>School of Sciences</b>	<b>187</b>	<b>189</b>	<b>175</b>	<b>164</b>	<b>185</b>
<b>Biology</b>	<b>92</b>	<b>105</b>	<b>98</b>	<b>87</b>	<b>110</b>
Biology	84	100	91	76	100
Medical Laboratory Sciences	8	5	7	11	10
<b>Chemistry &amp; Biochemistry</b>	<b>21</b>	<b>20</b>	<b>14</b>	<b>12</b>	<b>12</b>
Biochemistry	18	15	12	10	11
Chemistry	3	5	2	2	1
<b>Computer Science</b>	<b>55</b>	<b>51</b>	<b>51</b>	<b>55</b>	<b>48</b>
Computer Science	32	33	42	29	34
Health Informatics	19	10	4	19	8
Data Science & Informatics	4	8	5	7	6
<b>Mathematics</b>	<b>19</b>	<b>13</b>	<b>12</b>	<b>10</b>	<b>15</b>
<b>School of Social Work, Psych, &amp; Philosophy</b>	<b>171</b>	<b>200</b>	<b>190</b>	<b>208</b>	<b>198</b>
Psychology	123	150	144	170	157
Social Work	48	50	46	38	41
<b>Language, Culture, &amp; Gender Studies</b>	<b>28</b>	<b>29</b>	<b>23</b>	<b>36</b>	<b>28</b>
English	28	29	22	36	25
Multicultural Women & Gender Studies	0	0	1	0	3
<b>Social Sciences &amp; Historical Studies</b>	<b>138</b>	<b>119</b>	<b>118</b>	<b>92</b>	<b>73</b>
History	23	18	11	12	10
Political Science	22	34	32	21	15
Criminal Justice	31	26	29	24	22
Sociology	62	41	46	35	26
<b>Interdepartmental</b>	<b>224</b>	<b>191</b>	<b>179</b>	<b>222</b>	<b>188</b>
General Studies	221	190	173	215	182
Professional Studies	3	1	6	7	6
<b><u>MAK College of Business &amp; Entrepreneurship</u></b>	<b>282</b>	<b>248</b>	<b>254</b>	<b>265</b>	<b>279</b>
<b>Accounting &amp; Finance</b>	<b>57</b>	<b>59</b>	<b>34</b>	<b>48</b>	<b>53</b>
Accounting	31	23	22	28	35
Finance	26	36	12	20	18

**Denton Campus**  
**Undergraduate Degrees Conferred by Major**  
**Academic Years, 2020-2021 through 2024-2025**

	<u>2020-21</u>	<u>2021-22</u>	<u>2022-23</u>	<u>2023-24</u>	<u>2024-25</u>
<b>Management &amp; Marketing</b>	<b>225</b>	<b>179</b>	<b>175</b>	<b>166</b>	<b>159</b>
Business-BAAS <sup>1</sup>	9	2	0	0	0
Business Administration	71	59	67	63	55
General Business-BAS <sup>1</sup>	3	0	0	1	0
Human Resources	48	35	38	40	36
Management	38	40	27	30	31
Marketing	56	43	43	32	37
<b>Healthcare Administration</b>	<b>0</b>	<b>10</b>	<b>45</b>	<b>51</b>	<b>67</b>
<b><u>College of Professional Education</u></b>	<b>227</b>	<b>270</b>	<b>260</b>	<b>248</b>	<b>238</b>
<b>School of Education</b>	<b>112</b>	<b>161</b>	<b>166</b>	<b>135</b>	<b>156</b>
<b>Early Childhood Education<sup>2</sup></b>	<b>0</b>	<b>0</b>	<b>0</b>	<b>0</b>	<b>3</b>
<b>Teacher Education</b>	<b>112</b>	<b>161</b>	<b>166</b>	<b>135</b>	<b>153</b>
Education	112	161	166	135	153
<b>School of Human Sciences</b>	<b>115</b>	<b>109</b>	<b>94</b>	<b>113</b>	<b>82</b>
<b>Human Development &amp; Family Studies</b>	<b>115</b>	<b>109</b>	<b>94</b>	<b>113</b>	<b>82</b>
Child Development	93	84	74	88	72
Family and Consumer Sciences	4	3	3	3	0
Family Studies	18	22	17	22	10
<b><u>College of Health Sciences</u></b>	<b>431</b>	<b>398</b>	<b>332</b>	<b>322</b>	<b>294</b>
<b>School of Health Promotion &amp; Kinesiology</b>	<b>248</b>	<b>200</b>	<b>181</b>	<b>155</b>	<b>171</b>
<b>Health Studies</b>	<b>112</b>	<b>87</b>	<b>64</b>	<b>45</b>	<b>48</b>
Health Studies	89	70	55	36	32
Health Sciences-BAAS	9	9	6	5	7
Health Studies-BAS	14	8	3	4	4
Public Health <sup>2</sup>	0	0	0	0	5
<b>Kinesiology</b>	<b>136</b>	<b>113</b>	<b>117</b>	<b>110</b>	<b>123</b>
<b>Communication Science &amp; Oral Health</b>	<b>82</b>	<b>99</b>	<b>80</b>	<b>92</b>	<b>67</b>
<b>Communication Science</b>	<b>39</b>	<b>37</b>	<b>36</b>	<b>31</b>	<b>18</b>
<b>Dental Hygiene</b>	<b>43</b>	<b>62</b>	<b>44</b>	<b>61</b>	<b>49</b>
Dental Hygiene	26	32	26	37	34
Dental Hygiene-RDH	17	30	18	24	15
<b>Nutrition &amp; Food Sciences</b>	<b>101</b>	<b>99</b>	<b>71</b>	<b>75</b>	<b>56</b>
Culinary Science & Food Service Mgmt	10	4	4	9	1
Food & Nutrition in Business & Industry	18	19	22	32	6
Nutrition	73	76	45	34	49
<b><u>College of Nursing</u></b>	<b>36</b>	<b>36</b>	<b>25</b>	<b>23</b>	<b>15</b>
Nursing-RN to BS	36	35	25	23	15
Nursing-RN to MS <sup>1</sup>	0	1	0	0	0
<b>TOTAL</b>	<b>1,838</b>	<b>1,791</b>	<b>1,653</b>	<b>1,686</b>	<b>1,611</b>

Notes: <sup>1</sup>Phased-out degree program.

<sup>2</sup>New degree program.

**Denton Campus**  
**Master's Degrees Conferred by Major**  
**Academic Years, 2020-2021 through 2024-2025**

	<u>2020-21</u>	<u>2021-22</u>	<u>2022-23</u>	<u>2023-24</u>	<u>2024-25</u>
<b><u>College of Arts &amp; Sciences</u></b>	<b>154</b>	<b>170</b>	<b>182</b>	<b>147</b>	<b>140</b>
<b>School of Arts &amp; Design</b>	<b>35</b>	<b>57</b>	<b>45</b>	<b>27</b>	<b>34</b>
<b>Dance</b>	<b>9</b>	<b>18</b>	<b>8</b>	<b>8</b>	<b>8</b>
Dance	9	18	8	8	8
<b>Music</b>	<b>12</b>	<b>26</b>	<b>30</b>	<b>17</b>	<b>15</b>
Music	3	11	15	2	8
Music Therapy	9	15	15	15	7
<b>Theatre</b>	<b>8</b>	<b>4</b>	<b>3</b>	<b>0</b>	<b>7</b>
<b>Visual Arts</b>	<b>6</b>	<b>9</b>	<b>4</b>	<b>2</b>	<b>4</b>
Art	6	9	4	2	4
<b>School of Sciences</b>	<b>45</b>	<b>49</b>	<b>55</b>	<b>54</b>	<b>46</b>
<b>Biology</b>	<b>11</b>	<b>25</b>	<b>25</b>	<b>24</b>	<b>23</b>
Biology	8	4	10	9	7
Biotechnology	3	21	15	15	16
<b>Chemistry &amp; Physics</b>	<b>0</b>	<b>4</b>	<b>2</b>	<b>11</b>	<b>4</b>
Chemistry	0	4	2	11	4
<b>Computer Science</b>	<b>25</b>	<b>15</b>	<b>19</b>	<b>16</b>	<b>14</b>
Data Science & Informatics	25	15	19	16	14
<b>Mathematics</b>	<b>9</b>	<b>5</b>	<b>9</b>	<b>3</b>	<b>5</b>
Mathematics	5	2	6	2	4
Mathematics Teaching	4	3	3	1	1
<b>School of Social Work, Psych, &amp; Philosophy</b>	<b>48</b>	<b>47</b>	<b>47</b>	<b>32</b>	<b>39</b>
<b>Psychology &amp; Philosophy</b>	<b>27</b>	<b>31</b>	<b>29</b>	<b>22</b>	<b>25</b>
Counseling Psychology	11	14	15	10	10
Psychological Science	7	5	5	6	6
School Psychology	9	12	9	6	9
<b>Social Work</b>	<b>21</b>	<b>16</b>	<b>18</b>	<b>10</b>	<b>14</b>
<b>Language, Culture, &amp; Gender Studies</b>	<b>12</b>	<b>12</b>	<b>12</b>	<b>20</b>	<b>5</b>
English	8	6	5	13	2
Multicultural Women & Gender Studies	4	6	7	7	3
<b>Social Sciences &amp; Historical Studies</b>	<b>14</b>	<b>5</b>	<b>23</b>	<b>14</b>	<b>16</b>
<b>History &amp; Government</b>	<b>7</b>	<b>2</b>	<b>11</b>	<b>5</b>	<b>7</b>
History	4	0	6	4	4
Political Science	3	2	5	1	3
<b>Sociology</b>	<b>7</b>	<b>3</b>	<b>12</b>	<b>9</b>	<b>9</b>
<b><u>MAK College of Business &amp; Entrepreneurship</u></b>	<b>431</b>	<b>463</b>	<b>441</b>	<b>375</b>	<b>378</b>
<b>Accounting and Finance</b>	<b>0</b>	<b>0</b>	<b>0</b>	<b>0</b>	<b>23</b>
Accountancy <sup>1</sup>	0	0	0	0	23
<b>Management &amp; Marketing</b>	<b>431</b>	<b>463</b>	<b>441</b>	<b>375</b>	<b>355</b>
Business Administration	429	463	441	375	355
Executive <sup>2</sup>	2	0	0	0	0
<b><u>College of Professional Education</u></b>	<b>457</b>	<b>465</b>	<b>511</b>	<b>483</b>	<b>417</b>
<b>School of Education</b>	<b>86</b>	<b>126</b>	<b>113</b>	<b>119</b>	<b>94</b>

**Denton Campus**  
**Master's Degrees Conferred by Major**  
**Academic Years, 2020-2021 through 2024-2025**

	<u>2020-21</u>	<u>2021-22</u>	<u>2022-23</u>	<u>2023-24</u>	<u>2024-25</u>
<b>Educational Leadership</b>	<b>14</b>	<b>10</b>	<b>11</b>	<b>8</b>	<b>9</b>
<b>Literacy &amp; Language</b>	<b>18</b>	<b>42</b>	<b>34</b>	<b>41</b>	<b>31</b>
Literacy Education	18	42	22	26	13
Multilingual & Multicultural Studies <sup>1</sup>	0	0	12	15	18
<b>Special Education</b>	<b>15</b>	<b>12</b>	<b>19</b>	<b>19</b>	<b>15</b>
Special Education	15	12	19	19	15
<b>Teacher Education</b>	<b>30</b>	<b>53</b>	<b>33</b>	<b>44</b>	<b>31</b>
Teaching	19	31	19	22	15
Teaching, Leadership, & Collaboration	11	22	14	22	16
<b>School of Human Sciences</b>	<b>124</b>	<b>121</b>	<b>150</b>	<b>157</b>	<b>159</b>
<b>Child Life</b>	<b>49</b>	<b>44</b>	<b>58</b>	<b>65</b>	<b>78</b>
<b>Counseling</b>	<b>39</b>	<b>40</b>	<b>51</b>	<b>54</b>	<b>41</b>
Counseling & Development	39	40	51	49	33
School Counseling <sup>1</sup>	0	0	0	5	8
<b>Human Development &amp; Family Studies</b>	<b>14</b>	<b>19</b>	<b>24</b>	<b>16</b>	<b>21</b>
Child Development	6	11	8	12	14
Family Studies	8	8	16	4	7
<b>Marriage &amp; Family Therapy</b>	<b>22</b>	<b>18</b>	<b>17</b>	<b>22</b>	<b>19</b>
<b>School of Library &amp; Information Studies</b>	<b>247</b>	<b>218</b>	<b>248</b>	<b>207</b>	<b>164</b>
Library Science	247	218	248	207	164
<b><u>College of Health Sciences</u></b>	<b>259</b>	<b>180</b>	<b>220</b>	<b>142</b>	<b>217</b>
<b>School of Health Promotion &amp; Kinesiology</b>	<b>59</b>	<b>48</b>	<b>34</b>	<b>40</b>	<b>34</b>
<b>Health Studies</b>	<b>37</b>	<b>22</b>	<b>12</b>	<b>18</b>	<b>14</b>
Health Studies	37	22	8	14	8
Public Health	0	0	4	4	6
<b>Kinesiology</b>	<b>22</b>	<b>26</b>	<b>15</b>	<b>12</b>	<b>12</b>
<b>School of Occupational Therapy</b>	<b>46</b>	<b>46</b>	<b>0</b>	<b>0</b>	<b>0</b>
Occupational Therapy <sup>2</sup>	46	46	0	0	0
<b>Communication Science &amp; Oral Health</b>	<b>128</b>	<b>46</b>	<b>153</b>	<b>63</b>	<b>139</b>
Education of the Deaf	5	14	15	17	19
Speech/Language Pathology	123	32	138	46	120
<b>Nutrition &amp; Food Sciences</b>	<b>25</b>	<b>36</b>	<b>33</b>	<b>36</b>	<b>41</b>
Food Science & Flavor Chemistry	5	3	4	6	2
Nutrition	20	33	29	30	39
<b>Interdepartmental</b>	<b>1</b>	<b>4</b>	<b>7</b>	<b>13</b>	<b>11</b>
Exercise & Sports Nutrition	1	4	7	13	11
<b><u>College of Nursing</u></b>	<b>25</b>	<b>33</b>	<b>1</b>	<b>3</b>	<b>16</b>
Family Nurse Practitioner	25	31	1	2	16
Nursing Education	0	2	0	1	0
<b>TOTAL</b>	<b>1,326</b>	<b>1,311</b>	<b>1,355</b>	<b>1,151</b>	<b>1,168</b>

Notes: <sup>1</sup>New degree program.

<sup>2</sup>Phased-out degree program.

**Denton Campus**  
**Doctoral Degrees Conferred by Major**  
**Academic Years, 2020-2021 through 2024-2025**

	<u>2020-21</u>	<u>2021-22</u>	<u>2022-23</u>	<u>2023-24</u>	<u>2024-25</u>
<b><u>College of Arts &amp; Sciences</u></b>	<b>36</b>	<b>25</b>	<b>33</b>	<b>34</b>	<b>26</b>
<b>School of Arts &amp; Design</b>	<b>1</b>	<b>2</b>	<b>4</b>	<b>1</b>	<b>1</b>
Dance	1	2	4	1	1
<b>School of Sciences</b>	<b>5</b>	<b>0</b>	<b>6</b>	<b>3</b>	<b>4</b>
Molecular Biology	5	0	6	3	4
<b>School of Social Work, Psych, &amp; Philosophy</b>	<b>9</b>	<b>9</b>	<b>13</b>	<b>17</b>	<b>12</b>
Counseling Psychology	5	7	7	9	4
School Psychology	4	2	6	8	8
<b>Language, Culture, &amp; Gender Studies</b>	<b>14</b>	<b>8</b>	<b>7</b>	<b>8</b>	<b>4</b>
Rhetoric	8	6	4	5	3
Multicultural Women & Gender Studies	6	2	3	3	1
<b>Social Sciences &amp; Historical Studies</b>	<b>7</b>	<b>6</b>	<b>3</b>	<b>5</b>	<b>5</b>
Sociology	7	6	3	5	5
<b><u>College of Professional Education</u></b>	<b>28</b>	<b>19</b>	<b>21</b>	<b>31</b>	<b>19</b>
<b>School of Education</b>	<b>6</b>	<b>3</b>	<b>12</b>	<b>15</b>	<b>5</b>
<b>Educational Leadership</b>	<b>0</b>	<b>0</b>	<b>0</b>	<b>2</b>	<b>1</b>
Education, Leadership, & Organization <sup>1</sup>	0	0	0	2	1
<b>Literacy &amp; Language</b>	<b>2</b>	<b>3</b>	<b>6</b>	<b>8</b>	<b>1</b>
Literacy, Language and Culture	2	3	6	8	1
<b>Special Education</b>	<b>4</b>	<b>0</b>	<b>6</b>	<b>5</b>	<b>3</b>
<b>School of Human Sciences</b>	<b>22</b>	<b>16</b>	<b>9</b>	<b>16</b>	<b>14</b>
<b>Human Development &amp; Family Studies</b>	<b>14</b>	<b>8</b>	<b>6</b>	<b>12</b>	<b>9</b>
Child Development & Early Education	6	1	2	2	3
Family Studies	8	7	4	10	6
<b>Marriage &amp; Family Therapy</b>	<b>8</b>	<b>8</b>	<b>3</b>	<b>4</b>	<b>5</b>
<b><u>College of Health Sciences</u></b>	<b>19</b>	<b>22</b>	<b>59</b>	<b>52</b>	<b>50</b>
<b>School of Health Promotion &amp; Kinesiology</b>	<b>10</b>	<b>9</b>	<b>9</b>	<b>8</b>	<b>1</b>
Health Studies	5	5	6	6	1
Kinesiology	5	4	3	2	0
<b>School of Occupational Therapy</b>	<b>6</b>	<b>9</b>	<b>48</b>	<b>43</b>	<b>47</b>
Occupational Therapy (PhD)	2	4	2	3	1
Occupational Therapy (OTD)	4	5	46	40	46
<b>Nutrition &amp; Food Sciences</b>	<b>3</b>	<b>4</b>	<b>2</b>	<b>1</b>	<b>2</b>
Nutrition	3	4	2	1	2
<b><u>College of Nursing</u></b>	<b>2</b>	<b>7</b>	<b>14</b>	<b>8</b>	<b>13</b>
Nursing Science (PhD)	2	7	14	8	13
<b>TOTAL</b>	<b>85</b>	<b>73</b>	<b>127</b>	<b>125</b>	<b>108</b>

Notes: <sup>1</sup>New degree program.