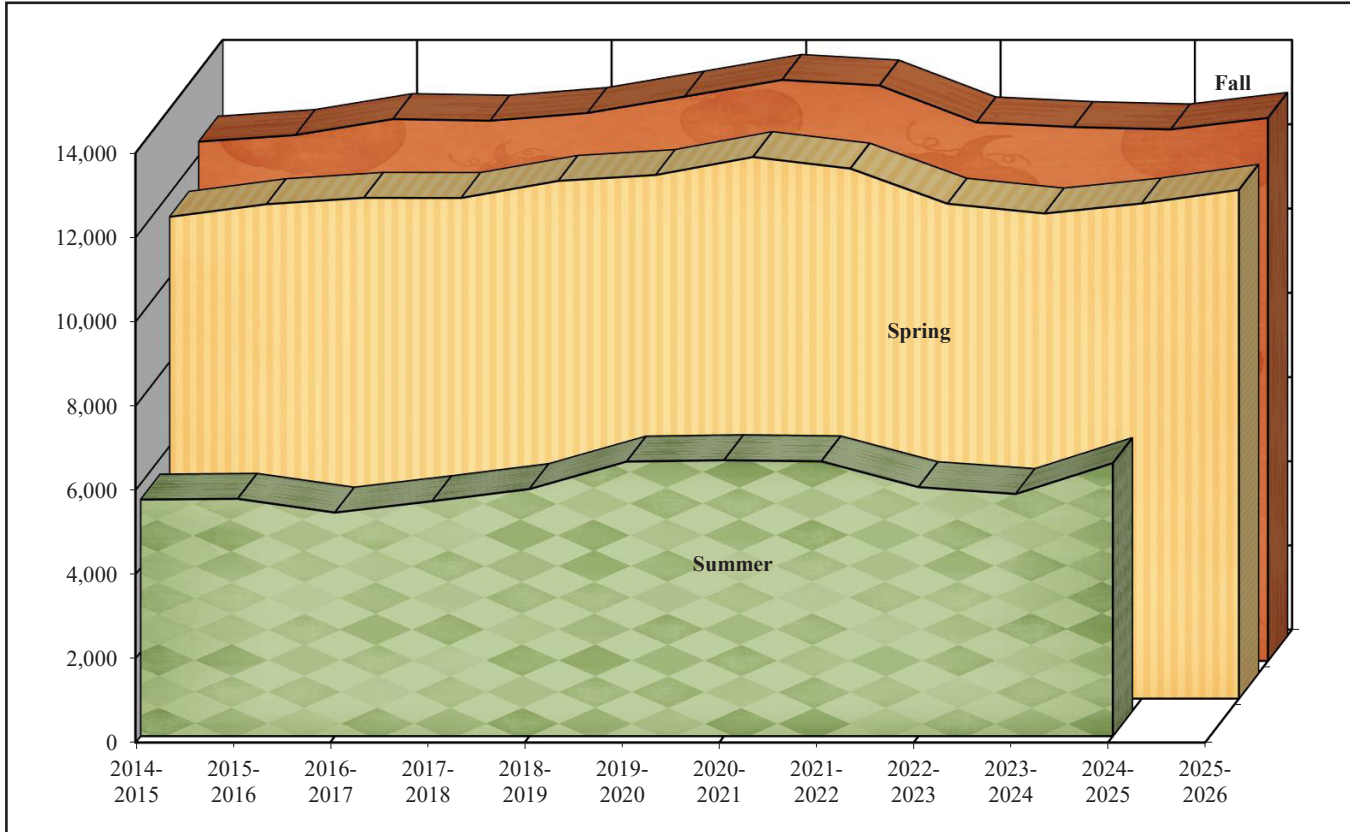


# Table of Contents

<b>Denton Campus</b> .....	<b>F-1</b>
Enrollment by Semester within Academic Year	
2014-2015 through 2025-2026.....	F-2
Enrollment Comparison	
Fall Semesters, 2021 through 2025.....	F-3
Spring Semesters, 2022 through 2026.....	F-5
Summer Semesters, 2021 through 2025.....	F-7
Enrollment by Level and Ethnicity	
Fall Semesters, 2021 through 2025.....	F-9
Enrollment by Gender and Age Chart	
Fall Semesters, 2021 through 2025.....	F-10
Enrollment by Gender and Level	
Fall Semesters, 2016 through 2025.....	F-11
Enrollment by Major within Academic Unit by Level	
Fall Semester, 2024.....	F-12
Fall Semester, 2025.....	F-15
Enrollment by College/School Chart	
Fall Semesters, 2021 through 2025.....	F-18
Enrollment by Major, Fall Semesters, 2016 through 2025	
Undergraduate.....	F-19
Master's.....	F-22
Doctoral.....	F-24
Semester Credit Hour Production by Level Chart	
Fall Semesters, 2021 through 2025.....	F-25
Semester Credit Hours - Academic Years, 2021-2022 through 2025-2026	
Denton Campus Total.....	F-26
College of Arts and Sciences.....	F-27
Doswell School of Aeronautical Sciences.....	F-28
School of Arts & Design.....	F-29
School of Sciences.....	F-30
School of Social Work, Psychology, & Philosophy.....	F-31
Merrilee Alexander Kick College of Business & Entrepreneurship.....	F-32
College of Professional Education.....	F-33
School of Education.....	F-34
School of Human Sciences.....	F-35
School of Library and Information Studies.....	F-36
College of Health Sciences.....	F-37
School of Health Promotion and Kineiology.....	F-38
School of Occupational Therapy.....	F-39
School of Physical Therapy.....	F-40
College of Nursing.....	F-41
Course Prefix UNIV.....	F-42
Degrees Conferred by Level Chart	
Academic Years, 2020-2021 through 2024-2025.....	F-43
Degrees Conferred - Academic Years, 2020-2021 through 2024-2025	
Undergraduate.....	F-44
Master's.....	F-46
Doctoral.....	F-48

**Denton Campus  
Enrollment by Semester within Academic Year  
2014-2015 through 2025-2026**



Year	Fall	Spring	Summer	Total
<b>2014-2015</b>	12,332	11,442	5,624	29,398
<b>2015-2016</b>	12,490	11,744	5,643	29,877
<b>2016-2017</b>	12,868	11,895	5,315	30,078
<b>2017-2018</b>	12,830	11,891	5,586	30,307
<b>2018-2019</b>	13,013	12,297	5,874	31,184
<b>2019-2020</b>	13,402	12,436	6,528	32,366
<b>2020-2021</b>	13,798	12,863	6,560	33,221
<b>2021-2022</b>	13,666	12,589	6,533	32,788
<b>2022-2023</b>	12,790	11,755	5,920	30,465
<b>2023-2024</b>	12,679	11,523	5,757	29,959
<b>2024-2025</b>	12,623	11,761	6,491	30,875
<b>2025-2026</b>	12,896	12,084	N/A	24,980

**Denton Campus  
Enrollment Comparison  
Fall Semesters, 2021 through 2025**

	<u>2021</u>	<u>2022</u>	<u>2023</u>	<u>2024</u>	<u>2025</u>	<u>2024-25 Change</u>	
						<u>Actual</u>	<u>Percent</u>
<b><u>Enrollment</u></b>							
<b>Undergraduate</b>	<b>9,298</b>	<b>9,153</b>	<b>9,298</b>	<b>9,089</b>	<b>9,063</b>	<b>-26</b>	<b>-0.3%</b>
Part-time	3,623	3,383	3,393	3,054	2,653	-401	-13.1%
Female	2,905	2,672	2,564	2,392	2,080	-312	-13.0%
Male	718	711	829	662	573	-89	-13.4%
Full-time	5,675	5,770	5,905	6,035	6,410	375	6.2%
Female	5,197	5,320	5,441	5,591	5,927	336	6.0%
Male	478	450	464	444	483	39	8.8%
<b>Graduate</b>	<b>4,368</b>	<b>3,637</b>	<b>3,381</b>	<b>3,534</b>	<b>3,833</b>	<b>299</b>	<b>8.5%</b>
Part-time	2,815	2,210	2,066	2,199	2,463	264	12.0%
Female	2,583	1,991	1,864	2,008	2,268	260	12.9%
Male	232	219	202	191	195	4	2.1%
Full-time	1,553	1,427	1,315	1,335	1,370	35	2.6%
Female	1,423	1,306	1,216	1,233	1,274	41	3.3%
Male	130	121	99	102	96	-6	-5.9%
<b>Total</b>	<b>13,666</b>	<b>12,790</b>	<b>12,679</b>	<b>12,623</b>	<b>12,896</b>	<b>273</b>	<b>2.2%</b>
Part-time	6,438	5,593	5,459	5,253	5,116	-137	-2.6%
Female	5,488	4,663	4,428	4,400	4,348	-52	-1.2%
Male	950	930	1,031	853	768	-85	-10.0%
Full-time	7,228	7,197	7,220	7,370	7,780	410	5.6%
Female	6,620	6,626	6,657	6,824	7,201	377	5.5%
Male	608	571	563	546	579	33	6.0%
<b><u>Classification</u></b>							
Freshman	2,660	2,796	3,126	3,001	2,789	-212	-7.1%
Sophomore	1,459	1,364	1,406	1,501	1,525	24	1.6%
Junior	2,200	2,135	1,945	1,946	2,001	55	2.8%
Senior	2,795	2,673	2,636	2,449	2,554	105	4.3%
Post-baccalaureate	184	185	185	192	194	2	1.0%
Masters	3,766	2,984	2,735	2,871	3,103	232	8.1%
Doctoral	602	653	646	663	730	67	10.1%
<b><u>Residence</u></b>							
Texas	12,796	12,121	12,085	12,084	12,302	218	1.8%
Out-of-state	592	464	430	359	395	36	10.0%
International	278	205	164	180	199	19	10.6%
<b><u>College</u></b>							
Arts & Sciences	3,737	3,716	3,772	3,681	3,667	-14	-0.4%
Business & Entrepreneurship	1,796	1,774	1,717	1,667	1,690	23	1.4%
Professional Education	2,623	2,530	2,381	2,394	2,397	3	0.1%
Health Sciences	2,207	2,051	1,926	1,923	1,996	73	3.8%
Nursing	2,006	1,392	1,386	1,656	2,063	407	24.6%
Non-declared majors	1,297	1,327	1,497	1,302	1,083	-219	-16.8%
<b>Total</b>	<b>13,666</b>	<b>12,790</b>	<b>12,679</b>	<b>12,623</b>	<b>12,896</b>	<b>273</b>	<b>2.2%</b>

**Denton Campus  
Enrollment Comparison  
Fall Semesters, 2021 through 2025**

<u>Ethnicity</u>	<u>2021</u>	<u>2022</u>	<u>2023</u>	<u>2024</u>	<u>2025</u>	<u>2024-25 Change</u>	
						<u>Actual</u>	<u>Percent</u>
<b>Undergraduate*</b>	<b>9,298</b>	<b>9,153</b>	<b>9,298</b>	<b>9,089</b>	<b>9,063</b>	<b>-26</b>	<b>-0.3%</b>
White	3,281	3,018	2,955	2,741	2,582	-159	-5.8%
African-American	1,786	1,817	1,790	1,691	1,822	131	7.7%
Hispanic	3,087	3,170	3,417	3,586	3,619	33	0.9%
Asian/Pacific Islander	803	804	765	681	681	0	0.0%
Amer Ind/Alaskan Native	88	84	86	74	71	-3	-4.1%
International	202	131	89	81	109	28	34.6%
Other	51	129	196	235	179	-56	-23.8%
<b>Graduate</b>	<b>4,368</b>	<b>3,637</b>	<b>3,381</b>	<b>3,534</b>	<b>3,833</b>	<b>299</b>	<b>8.5%</b>
White	2,059	1,668	1,484	1,509	1,562	53	3.5%
African-American	774	645	612	611	701	90	14.7%
Hispanic	986	886	875	942	1,002	60	6.4%
Asian/Pacific Islander	385	291	266	270	319	49	18.1%
Amer Ind/Alaskan Native	44	31	29	32	42	10	31.3%
International	76	70	73	94	87	-7	-7.4%
Other	44	46	42	76	120	44	57.9%
<b>Total</b>	<b>13,666</b>	<b>12,790</b>	<b>12,679</b>	<b>12,623</b>	<b>12,896</b>	<b>273</b>	<b>2.2%</b>
White	5,340	4,686	4,439	4,250	4,144	-106	-2.5%
African-American	2,560	2,462	2,402	2,302	2,523	221	9.6%
Hispanic	4,073	4,056	4,292	4,528	4,621	93	2.1%
Asian/Pacific Islander	1,188	1,095	1,031	951	1,000	49	5.2%
Amer Ind/Alaskan Native	132	115	115	106	113	7	6.6%
International	278	201	162	175	196	21	12.0%
Other	95	175	238	311	299	-12	-3.9%
<b>Gender</b>							
Female	12,108	11,289	11,289	11,289	11,085	-204	-1.8%
Male	1,558	1,501	1,501	1,501	1,594	93	6.2%

\*Undergraduate counts include post-baccalaureate students. For a ethnic break-out by undergraduate level see page F-9 (Fall only).

	<u>2021</u>	<u>2022</u>	<u>2023</u>	<u>2024</u>	<u>2025</u>
<b>Top Five Counties</b>					
#1 Denton:	3,432	Denton 3,323	Denton 3,353	Denton 3,473	Denton 3,521
#2 Dallas:	2,678	Dallas: 2,550	Dallas: 2,495	Dallas: 2,518	Dallas: 2,542
#3 Tarrant:	1,984	Tarrant: 1,755	Tarrant: 1,770	Tarrant: 1,636	Tarrant: 1,531
#4 Collin:	1,217	Collin: 1,102	Collin: 1,052	Collin: 932	Collin: 965
#5 Harris:	712	Harris: 678	Harris: 655	Harris: 708	Harris: 809

	<u>2021</u>	<u>2022</u>	<u>2023</u>	<u>2024</u>	<u>2025</u>
<b>Top Five Age Categories</b>					
#1 age 18:	1,157	age 18: 1,240	age 18: 1,306	age 18: 1,469	age 18: 1,360
#2 age 20:	1,066	age 21: 1,072	age 19: 1,138	age 19: 1,157	age 19: 1,348
#3 age 21:	1,065	age 19: 1,040	age 20: 991	age 20: 1,065	age 20: 1,101
#4 age 19:	969	age 20: 952	age 22: 948	age 21: 930	age 21: 1,045
#5 age 22:	969	age 22: 904	age 21: 939	age 22: 855	age 22: 827

<u>Fall Enrollments</u>	<u>2016</u>	<u>2017</u>	<u>2018</u>	<u>2019</u>	<u>2020</u>	<u>2021</u>	<u>2022</u>	<u>2023</u>	<u>2024</u>	<u>2025</u>
Enrollment	12,868	12,830	13,013	13,402	13,798	13,666	12,790	12,679	12,623	12,896
% of Change	3.0%	-0.3%	1.4%	3.0%	3.0%	-1.0%	-6.4%	-0.9%	-0.4%	2.2%

**Denton Campus  
Enrollment Comparison  
Spring Semesters, 2022 through 2026**

	<u>2022</u>	<u>2023</u>	<u>2024</u>	<u>2025</u>	<u>2026</u>	<u>2025-26 Change</u>	
						<u>Actual</u>	<u>Percent</u>
<b><u>Enrollment</u></b>							
<b>Undergraduate</b>	<b>8,410</b>	<b>8,366</b>	<b>8,278</b>	<b>8,235</b>	<b>8,332</b>	<b>97</b>	<b>1.2%</b>
Part-time	3,402	3,320	3,199	2,885	2,602	-283	-9.8%
Female	2,729	2,623	2,424	2,244	2,026	-218	-9.7%
Male	673	697	775	641	576	-65	-10.1%
Full-time	5,008	5,046	5,079	5,350	5,730	380	7.1%
Female	4,604	4,671	4,675	4,955	5,290	335	6.8%
Male	404	375	404	395	440	45	11.4%
<b>Graduate</b>	<b>4,179</b>	<b>3,389</b>	<b>3,245</b>	<b>3,526</b>	<b>3,752</b>	<b>226</b>	<b>6.4%</b>
Part-time	2,759	2,057	1,993	2,209	2,441	232	10.5%
Female	2,529	1,852	1,810	2,040	2,236	196	9.6%
Male	230	205	183	169	205	36	21.3%
Full-time	1,420	1,332	1,252	1,317	1,311	-6	-0.5%
Female	1,299	1,220	1,159	1,211	1,229	18	1.5%
Male	121	112	93	106	82	-24	-22.6%
<b>Total</b>	<b>12,589</b>	<b>11,755</b>	<b>11,523</b>	<b>11,761</b>	<b>12,084</b>	<b>323</b>	<b>2.7%</b>
Part-time	6,161	5,377	5,192	5,094	5,043	-51	-1.0%
Female	5,258	4,475	4,234	4,284	4,262	-22	-0.5%
Male	903	902	958	810	781	-29	-3.6%
Full-time	6,428	6,378	6,331	6,667	7,041	374	5.6%
Female	5,903	5,891	5,834	6,166	6,519	353	5.7%
Male	525	487	497	501	522	21	4.2%
<b><u>Classification</u></b>							
Freshman	2,062	2,274	2,390	2,342	2,198	-144	-6.1%
Sophomore	1,279	1,224	1,369	1,401	1,434	33	2.4%
Junior	2,147	1,954	1,854	1,889	1,917	28	1.5%
Senior	2,740	2,731	2,509	2,437	2,600	163	6.7%
Post-baccalaureate	182	183	156	166	183	17	10.2%
Masters	3,596	2,758	2,615	2,859	3,006	147	5.1%
Doctoral	583	631	630	667	746	79	11.8%
<b><u>Residence</u></b>							
Texas	11,792	11,160	11,069	11,244	11,520	276	2.5%
Out-of-state	549	418	293	347	368	21	6.1%
International	248	177	161	170	196	26	15.3%
<b><u>College/School</u></b>							
Arts & Sciences	3,472	3,427	3,397	3,339	3,349	10	0.3%
Business & Entrepreneurship	1,701	1,646	1,614	1,609	1,585	-24	-1.5%
Professional Education	2,483	2,357	2,235	2,309	2,279	-30	-1.3%
Health Sciences	1,969	1,884	1,732	1,787	1,842	55	3.1%
Nursing	1,733	1,136	1,135	1,487	1,933	446	30.0%
Non-declared majors	1,231	1,305	1,410	1,230	1,096	-134	-10.9%
<b>Total</b>	<b>12,589</b>	<b>11,755</b>	<b>11,523</b>	<b>11,761</b>	<b>12,084</b>	<b>323</b>	<b>2.7%</b>

**Denton Campus  
Enrollment Comparison  
Spring Semesters, 2022 through 2026**

<b>Ethnicity</b>	<b>2022</b>	<b>2023</b>	<b>2024</b>	<b>2025</b>	<b>2026</b>	<b>2025-26 Change</b>	
						<b>Actual</b>	<b>Percent</b>
<b>Undergraduate*</b>	<b>8,410</b>	<b>8,366</b>	<b>8,278</b>	<b>8,235</b>	<b>8,332</b>	<b>97</b>	<b>1.2%</b>
White	2,989	2,796	2,687	2,516	2,402	-114	-4.5%
African-American	1,632	1,645	1,537	1,553	1,647	94	6.1%
Hispanic	2,742	2,873	3,041	3,217	3,267	50	1.6%
Asian/Pacific Islander	751	740	657	601	674	73	12.1%
Amer Ind/Alaskan Native	79	82	77	69	67	-2	-2.9%
International	172	106	82	80	106	26	32.5%
Other	45	124	197	199	169	-30	-15.1%
<b>Graduate</b>	<b>4,179</b>	<b>3,389</b>	<b>3,245</b>	<b>3,526</b>	<b>3,752</b>	<b>226</b>	<b>6.4%</b>
White	1,942	1,564	1,409	1,491	1,509	18	1.2%
African-American	741	584	583	613	676	63	10.3%
Hispanic	949	847	846	926	989	63	6.8%
Asian/Pacific Islander	383	268	256	288	321	33	11.5%
Amer Ind/Alaskan Native	46	27	33	37	48	11	29.7%
International	73	68	79	87	86	-1	-1.1%
Other	45	31	39	84	123	39	46.4%
<b>Total</b>	<b>12,589</b>	<b>11,755</b>	<b>11,523</b>	<b>11,761</b>	<b>12,084</b>	<b>323</b>	<b>2.7%</b>
White	4,931	4,360	4,096	4,007	3,911	-96	-2.4%
African-American	2,373	2,229	2,120	2,166	2,323	157	7.2%
Hispanic	3,691	3,720	3,887	4,143	4,256	113	2.7%
Asian/Pacific Islander	1,134	1,008	913	889	995	106	11.9%
Amer Ind/Alaskan Native	125	109	110	106	115	9	8.5%
International	245	174	161	167	192	25	15.0%
Other	90	155	236	283	292	9	3.2%
<b>Gender</b>							
Female	11,161	10,366	10,068	10,450	10,781	331	3.2%
Male	1,428	1,389	1,455	1,311	1,303	-8	-0.6%

\*Undergraduate counts include post-baccalaureate students. For a ethnic break-out by undergraduate level see page F-9 (Fall only).

	<b>2022</b>	<b>2023</b>	<b>2024</b>	<b>2025</b>	<b>2026</b>
<b>Top Five Counties</b>					
#1 Denton:	3,294	3,095	3,392	3,260	3,405
#2 Dallas:	2,535	2,314	2,234	2,218	2,330
#3 Tarrant:	1,910	1,591	1,489	1,501	1,418
#4 Collin:	1,160	994	837	917	861
#5 Harris:	625	615	612	682	753
<b>Top Five Age Categories</b>					
#1 age 21:	1,007	1,066	1,075	1,196	1,293
#2 age 20:	960	951	1,026	1,145	1,110
#3 age 19:	959	946	992	1,002	1,055
#4 age 22:	905	944	928	909	981
#5 age 18:	889	914	836	840	814

<b>Spring Enrollments</b>	<b>2017</b>	<b>2018</b>	<b>2019</b>	<b>2020</b>	<b>2021</b>	<b>2022</b>	<b>2023</b>	<b>2024</b>	<b>2025</b>	<b>2026</b>
Enrollment	11,895	11,899	12,297	12,436	12,864	12,589	11,755	11,523	11,761	12,084
% of Change	1.3%	0.0%	3.3%	1.1%	3.4%	-2.1%	-6.6%	-2.0%	2.1%	2.7%

**Denton Campus**  
**Enrollment Comparison**  
**Summer Semesters, 2021 through 2025**

<u>Enrollment</u>	<u>2021</u>	<u>2022</u>	<u>2023</u>	<u>2024</u>	<u>2025</u>	<u>2024-25 Change</u>	
						<u>Actual</u>	<u>Percent</u>
<b>Undergraduate</b>	<b>3,273</b>	<b>3,278</b>	<b>3,339</b>	<b>3,232</b>	<b>3,580</b>	<b>348</b>	<b>10.8%</b>
Part-time	2,860	2,819	2,914	2,739	2,965	226	8.3%
Female	2,600	2,591	2,641	2,471	2,714	243	9.8%
Male	260	228	273	268	251	-17	-6.3%
Full-time	413	459	425	493	615	122	24.7%
Female	381	434	395	457	570	113	24.7%
Male	32	25	30	36	45	9	25.0%
<b>Graduate</b>	<b>3,287</b>	<b>3,255</b>	<b>2,581</b>	<b>2,525</b>	<b>2,911</b>	<b>386</b>	<b>15.3%</b>
Part-time	2,598	2,602	1,914	1,867	2,096	229	12.3%
Female	2,380	2,396	1,761	1,716	1,934	218	12.7%
Male	218	206	153	151	162	11	7.3%
Full-time	689	653	667	658	815	157	23.9%
Female	635	611	612	622	768	146	23.5%
Male	54	42	55	36	47	11	30.6%
<b>Total</b>	<b>6,560</b>	<b>6,533</b>	<b>5,920</b>	<b>5,757</b>	<b>6,491</b>	<b>734</b>	<b>12.7%</b>
Part-time	5,458	5,421	4,828	4,606	5,061	455	9.9%
Female	4,980	4,987	4,402	4,187	4,648	461	11.0%
Male	478	434	426	419	413	-6	-1.4%
Full-time	1,102	1,112	1,092	1,151	1,430	279	24.2%
Female	1,016	1,045	1,007	1,079	1,338	259	24.0%
Male	86	67	85	72	92	20	27.8%
<b>Classification</b>							
Freshman	276	271	377	378	408	30	7.9%
Sophomore	405	349	388	392	549	157	40.1%
Junior	856	857	758	798	938	140	17.5%
Senior	1,627	1,669	1,684	1,524	1,522	-2	-0.1%
Post-baccalaureate	109	132	132	140	163	23	16.4%
Masters	2,811	2,728	2,034	1,985	2,335	350	17.6%
Doctoral	476	527	547	540	576	36	6.7%
<b>Residence</b>							
Texas	6,070	6,055	5,584	5,465	6,152	687	12.6%
Out-of-state	361	390	254	212	251	39	18.4%
International	129	88	82	80	88	8	10.0%
<b>College/School</b>							
Arts & Sciences	1,553	1,606	1,529	1,487	1,559	72	4.8%
Business & Entrepreneurship	1,074	1,054	1,002	1,026	1,030	4	0.4%
Professional Education	1,467	1,491	1,455	1,389	1,495	106	7.6%
Health Sciences	1,397	1,235	1,268	1,135	1,358	223	19.6%
Nursing	915	970	395	485	874	389	80.2%
Non-declared majors	154	177	271	235	175	-60	-25.5%
<b>Total</b>	<b>6,560</b>	<b>6,533</b>	<b>5,920</b>	<b>5,757</b>	<b>6,491</b>	<b>734</b>	<b>12.7%</b>

**Denton Campus  
Enrollment Comparison  
Summer Semesters, 2021 through 2025**

<u>Ethnicity</u>	<u>2021</u>	<u>2022</u>	<u>2023</u>	<u>2024</u>	<u>2025</u>	<u>2024-25 Change</u>	
						<u>Actual</u>	<u>Percent</u>
<b>Undergraduate*</b>	<b>3,273</b>	<b>3,278</b>	<b>3,339</b>	<b>3,232</b>	<b>3,580</b>	<b>348</b>	<b>10.8%</b>
White	1,133	1,094	1,093	1,010	1,042	32	3.2%
African-American	684	710	723	638	769	131	20.5%
Hispanic	1,052	1,076	1,102	1,200	1,392	192	16.0%
Asian/Pacific Islander	273	311	302	254	248	-6	-2.4%
Amer Ind/Alaskan Native	43	28	40	28	28	0	0.0%
International	69	39	34	28	29	1	3.6%
Other	19	20	45	74	72	-2	-2.7%
<b>Graduate</b>	<b>3,287</b>	<b>3,255</b>	<b>2,581</b>	<b>2,525</b>	<b>2,911</b>	<b>386</b>	<b>15.3%</b>
White	1,581	1,519	1,172	1,112	1,209	97	8.7%
African-American	545	560	440	440	508	68	15.5%
Hispanic	746	752	666	651	777	126	19.4%
Asian/Pacific Islander	292	303	206	197	244	47	23.9%
Amer Ind/Alaskan Native	38	39	17	29	32	3	10.3%
International	59	44	45	51	60	9	17.6%
Other	26	38	35	45	81	36	80.0%
<b>Total</b>	<b>6,560</b>	<b>6,533</b>	<b>5,920</b>	<b>5,757</b>	<b>6,491</b>	<b>734</b>	<b>12.7%</b>
White	2,714	2,613	2,265	2,122	2,251	129	6.1%
African-American	1,229	1,270	1,163	1,078	1,277	199	18.5%
Hispanic	1,798	1,828	1,768	1,851	2,169	318	17.2%
Asian/Pacific Islander	565	614	508	451	492	41	9.1%
Amer Ind/Alaskan Native	81	67	57	57	60	3	5.3%
International	128	83	79	79	89	10	12.7%
Other	45	58	80	119	153	34	28.6%
<b>Gender</b>							
Female	5,996	5,996	5,409	5,266	5,986	720	13.7%
Male	564	564	511	491	505	14	2.9%

\*Undergraduate counts include post-baccalaureate students. For a ethnic break-out by undergraduate level see page F-9 (Fall only).

	<u>2021</u>	<u>2022</u>	<u>2023</u>	<u>2024</u>	<u>2025</u>
<b>Top Five Counties</b>					
#1 Denton: 1,308	Denton: 1,306	Denton: 1,344	Denton: 1,370	Denton: 1,478	
#2 Dallas: 1,185	Dallas: 1,098	Dallas: 1,062	Dallas: 1,057	Dallas: 1,150	
#3 Tarrant: 961	Tarrant: 937	Tarrant: 789	Tarrant: 703	Tarrant: 786	
#4 Collin: 649	Collin: 641	Collin: 495	Collin: 463	Collin: 524	
#5 Harris: 399	Harris: 436	Harris: 374	Harris: 373	Harris: 514	
<b>Top Five Age Categories</b>					
#1 age 23: 519	age 21: 506	age 22: 537	age 22: 463	age 22: 505	
#2 age 22: 503	age 23: 501	age 23: 469	age 23: 462	age 19: 502	
#3 age 21: 455	age 22: 491	age 21: 459	age 21: 440	age 21: 496	
#4 age 24: 448	age 24: 467	age 24: 405	age 20: 409	age 23: 454	
#5 age 20: 408	age 25: 370	age 20: 377	age 24: 367	age 20: 444	

<u>Summer Enrollments</u>	<u>2016</u>	<u>2017</u>	<u>2018</u>	<u>2019</u>	<u>2020</u>	<u>2021</u>	<u>2022</u>	<u>2023</u>	<u>2024</u>	<u>2025</u>
Enrollment	5,643	5,315	5,586	5,874	6,528	6,560	6,533	5,920	5,757	6,491
% of Change	0.3%	-5.8%	5.1%	5.2%	11.1%	0.5%	-0.4%	-9.4%	-2.8%	12.7%

**Denton Campus  
Enrollment by Level and Ethnicity  
Fall Semesters, 2021 through 2025**

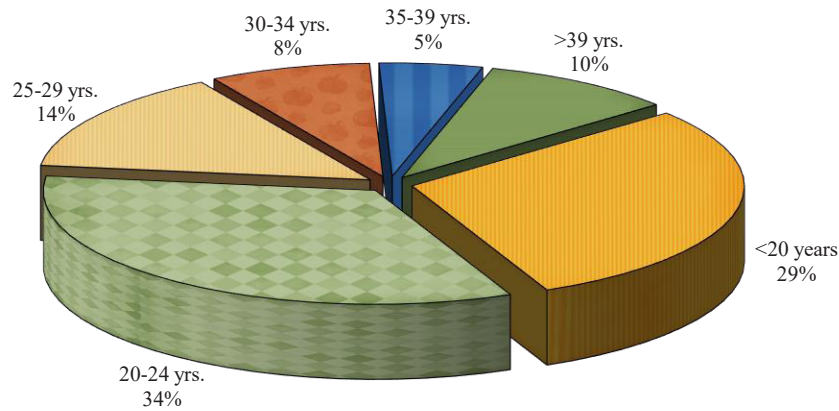
	<u>2021</u>		<u>2022</u>		<u>2023</u>		<u>2024</u>		<u>2025</u>	
<b><u>Undergraduate</u></b>	<b>9,114</b>		<b>8,968</b>		<b>9,113</b>		<b>8,897</b>		<b>8,869</b>	
White	3,198	35.1%	2,938	32.8%	2,883	31.6%	2,667	30.0%	2,514	28.3%
African-American	1,754	19.2%	1,786	19.9%	1,750	19.2%	1,650	18.5%	1,783	20.1%
Hispanic	3,047	33.4%	3,125	34.8%	3,370	37.0%	3,532	39.7%	3,554	40.1%
AS/PI	784	8.6%	786	8.8%	750	8.2%	666	7.5%	668	7.5%
AI/AN	87	1.0%	82	0.9%	85	0.9%	73	0.8%	68	0.8%
Int'l	193	2.1%	124	1.4%	83	0.9%	80	0.9%	108	1.2%
Other	51	0.6%	127	1.4%	192	2.1%	229	2.6%	174	2.0%
<b><u>Post-Baccalaureate</u></b>	<b>184</b>		<b>185</b>		<b>185</b>		<b>192</b>		<b>194</b>	
White	83	45.1%	80	43.2%	72	38.9%	74	38.5%	68	35.1%
African-American	32	17.4%	31	16.8%	40	21.6%	41	21.4%	39	20.1%
Hispanic	40	21.7%	45	24.3%	47	25.4%	54	28.1%	65	33.5%
AS/PI	19	10.3%	18	9.7%	15	8.1%	15	7.8%	13	6.7%
AI/AN	1	0.5%	2	1.1%	1	0.5%	1	0.5%	3	1.5%
Int'l	9	4.9%	7	3.8%	6	3.2%	1	0.5%	1	0.5%
Other	0	0.0%	2	1.1%	4	2.2%	6	3.1%	5	2.6%
<b><u>Masters</u></b>	<b>3,766</b>		<b>2,984</b>		<b>2,735</b>		<b>2,871</b>		<b>3,103</b>	
White	1,765	46.9%	1,351	45.3%	1,166	42.6%	1,192	41.5%	1,213	39.1%
African-American	657	17.4%	519	17.4%	493	18.0%	493	17.2%	580	18.7%
Hispanic	884	23.5%	773	25.9%	764	27.9%	827	28.8%	871	28.1%
AS/PI	345	9.2%	240	8.0%	217	7.9%	220	7.7%	263	8.5%
AI/AN	37	1.0%	22	0.7%	20	0.7%	24	0.8%	34	1.1%
Int'l	41	1.1%	40	1.3%	44	1.6%	57	2.0%	48	1.5%
Other	37	1.0%	39	1.3%	31	1.1%	58	2.0%	94	3.0%
<b><u>Doctoral</u></b>	<b>602</b>		<b>653</b>		<b>646</b>		<b>663</b>		<b>730</b>	
White	294	48.8%	317	48.5%	318	49.2%	317	47.8%	349	47.8%
African-American	117	19.4%	126	19.3%	119	18.4%	118	17.8%	121	16.6%
Hispanic	102	16.9%	113	17.3%	111	17.2%	115	17.3%	131	17.9%
AS/PI	40	6.6%	51	7.8%	49	7.6%	50	7.5%	56	7.7%
AI/AN	7	1.2%	9	1.4%	9	1.4%	8	1.2%	8	1.1%
Int'l	35	5.8%	30	4.6%	29	4.5%	37	5.6%	39	5.3%
Other	7	1.2%	7	1.1%	11	1.7%	18	2.7%	26	3.6%
<b><u>Total</u></b>	<b>13,666</b>		<b>12,790</b>		<b>12,679</b>		<b>12,623</b>		<b>12,896</b>	
White	5,340	39.1%	4,686	36.6%	4,439	35.0%	4,250	33.7%	4,144	32.1%
African-American	2,560	18.7%	2,462	19.2%	2,402	18.9%	2,302	18.2%	2,523	19.6%
Hispanic	4,073	29.8%	4,056	31.7%	4,292	33.9%	4,528	35.9%	4,621	35.8%
AS/PI	1,188	8.7%	1,095	8.6%	1,031	8.1%	951	7.5%	1,000	7.8%
AI/AN	132	1.0%	115	0.9%	115	0.9%	106	0.8%	113	0.9%
Int'l	278	2.0%	201	1.6%	162	1.3%	175	1.4%	196	1.5%
Other	95	0.7%	175	1.4%	238	1.9%	311	2.5%	299	2.3%

Note: Ethnic categories are:

White; White, (non-Hispanic)  
 African-American; African-American, (non-Hispanic)  
 Hispanic; Hispanic  
 AS/PI; Asian/Pacific Islander

AI/AN; American Indian/Alaskan Native  
 Int'l; International (non-permanent resident)  
 Other; None of the Above

**Denton Campus  
Enrollment by Gender and Age Chart  
Fall Semesters, 2021 through 2025**



**Denton Total Distribution by Age  
Fall 2025**

<b>Denton Enrollment by Gender and Age</b>							
Gender/Age	Fall Semester					2024-25 Change	
	2021	2022	2023	2024	2025	Actual	Percent
<b>Total</b>	<b>13,666</b>	<b>12,790</b>	<b>12,679</b>	<b>12,623</b>	<b>12,896</b>	<b>217</b>	<b>1.7%</b>
<20 years	3,384	3,557	3,931	3,897	3,801	-130	-3.3%
20-24 yrs.	4,745	4,387	4,292	4,225	4,343	51	1.2%
25-29 yrs.	2,160	1,903	1,729	1,777	1,865	136	7.9%
30-34 yrs.	1,218	1,052	979	954	1,013	34	3.5%
35-39 yrs.	792	684	659	647	650	-9	-1.4%
>39 yrs.	1,367	1,207	1,089	1,123	1,224	135	12.4%
<b>Female</b>	<b>12,108</b>	<b>11,289</b>	<b>11,085</b>	<b>11,223</b>	<b>11,549</b>	<b>464</b>	<b>4.2%</b>
<20 years	2,783	2,908	3,131	3,238	3,210	79	2.5%
20-24 yrs.	4,313	4,039	3,969	3,905	4,008	39	1.0%
25-29 yrs.	1,930	1,683	1,513	1,592	1,691	178	11.8%
30-34 yrs.	1,115	946	876	857	925	49	5.6%
35-39 yrs.	721	625	608	590	595	-13	-2.1%
>39 yrs.	1,246	1,088	988	1,041	1,120	132	13.4%
<b>Male</b>	<b>1,558</b>	<b>1,501</b>	<b>1,594</b>	<b>1,400</b>	<b>1,347</b>	<b>-247</b>	<b>-15.5%</b>
<20 years	601	649	800	659	591	-209	-26.1%
20-24 yrs.	432	348	323	320	335	12	3.7%
25-29 yrs.	230	220	216	185	174	-42	-19.4%
30-34 yrs.	103	106	103	97	88	-15	-14.6%
35-39 yrs.	71	59	51	57	55	4	7.8%
>39 yrs.	121	119	101	82	104	3	3.0%

**Denton Campus**  
**Enrollment by Gender and Level**  
**Fall Semesters, 2016 through 2025**

	Female		Male		Total	
	<u>Enrollment</u>	<u>% of Total</u>	<u>Enrollment</u>	<u>% of Total</u>	<u>Enrollment</u>	<u>% of Total</u>
<b>2016</b>	<b>11,242</b>	<b>87.2%</b>	<b>1,626</b>	<b>12.6%</b>	<b>12,868</b>	<b>100.0%</b>
Undergraduate	8,241	63.9%	1,204	9.3%	9,445	73.4%
Masters	2,557	19.8%	324	2.5%	2,881	22.4%
Doctoral	444	3.4%	98	0.8%	542	4.2%
<b>2017</b>	<b>11,247</b>	<b>87.2%</b>	<b>1,583</b>	<b>12.3%</b>	<b>12,830</b>	<b>100.0%</b>
Undergraduate	8,153	63.2%	1,175	9.1%	9,328	72.7%
Masters	2,684	20.8%	312	2.4%	2,996	23.4%
Doctoral	410	3.2%	96	0.7%	506	3.9%
<b>2018</b>	<b>11,438</b>	<b>88.7%</b>	<b>1,575</b>	<b>12.2%</b>	<b>13,013</b>	<b>100.0%</b>
Undergraduate	8,274	64.2%	1,181	9.2%	9,455	72.7%
Masters	2,724	21.1%	309	2.4%	3,033	23.3%
Doctoral	440	3.4%	85	0.7%	525	4.0%
<b>2019</b>	<b>11,706</b>	<b>90.8%</b>	<b>1,696</b>	<b>13.2%</b>	<b>13,402</b>	<b>100.0%</b>
Undergraduate	8,352	64.8%	1,314	10.2%	9,666	72.1%
Masters	2,932	22.7%	298	2.3%	3,230	24.1%
Doctoral	422	3.3%	84	0.7%	506	3.8%
<b>2020</b>	<b>12,071</b>	<b>93.6%</b>	<b>1,727</b>	<b>13.4%</b>	<b>13,798</b>	<b>100.0%</b>
Undergraduate	8,347	64.7%	1,331	10.3%	9,678	70.1%
Masters	3,233	25.1%	325	2.5%	3,558	25.8%
Doctoral	491	3.8%	71	0.6%	562	4.1%
<b>2021</b>	<b>12,108</b>	<b>93.9%</b>	<b>1,558</b>	<b>12.1%</b>	<b>13,666</b>	<b>100.0%</b>
Undergraduate	8,102	62.8%	1,196	9.3%	9,298	68.0%
Masters	3,472	26.9%	294	2.3%	3,766	27.6%
Doctoral	534	4.1%	68	0.5%	602	4.4%
<b>2022</b>	<b>11,289</b>	<b>87.5%</b>	<b>1,501</b>	<b>11.6%</b>	<b>12,790</b>	<b>100.0%</b>
Undergraduate	7,992	62.0%	1,161	9.0%	9,153	71.6%
Masters	2,708	21.0%	276	2.1%	2,984	23.3%
Doctoral	589	4.6%	64	0.5%	653	5.1%
<b>2023</b>	<b>11,085</b>	<b>86.0%</b>	<b>1,594</b>	<b>12.4%</b>	<b>12,679</b>	<b>100.0%</b>
Undergraduate	8,005	62.1%	1,293	10.0%	9,298	73.3%
Masters	2,497	19.4%	238	1.8%	2,735	21.6%
Doctoral	583	4.5%	63	0.5%	646	5.1%
<b>2024</b>	<b>11,223</b>	<b>87.0%</b>	<b>1,400</b>	<b>10.9%</b>	<b>12,623</b>	<b>100.0%</b>
Undergraduate	7,982	61.9%	1,107	8.6%	9,089	72.0%
Masters	2,633	20.4%	238	1.8%	2,871	22.7%
Doctoral	608	4.7%	55	0.4%	663	5.3%
<b>2025</b>	<b>11,549</b>	<b>89.6%</b>	<b>1,347</b>	<b>10.4%</b>	<b>12,896</b>	<b>100.0%</b>
Undergraduate	8,007	62.1%	1,056	8.2%	9,063	70.3%
Masters	2,881	22.3%	222	1.7%	3,103	24.1%
Doctoral	661	5.1%	69	0.5%	730	5.7%

**Denton Campus**  
**Enrollment by Major within Academic Unit by Level**  
**Fall Semester, 2024**

	<u>Undergraduate</u>	<u>Masters</u>	<u>Doctoral</u>	<u>Total</u>
<b><u>College of Arts &amp; Sciences</u></b>	<b>3,049</b>	<b>430</b>	<b>202</b>	<b>3,681</b>
<b>Doswell School of Aeronautical Science</b>	<b>24</b>	<b>0</b>	<b>0</b>	<b>24</b>
Aviation Science	24	0	0	24
<b>School of Arts &amp; Design</b>	<b>644</b>	<b>101</b>	<b>26</b>	<b>771</b>
<b>Dance</b>	<b>58</b>	<b>24</b>	<b>26</b>	<b>108</b>
<b>Fashion &amp; Textiles</b>	<b>120</b>	<b>0</b>	<b>0</b>	<b>120</b>
Fashion Design	81	0	0	81
Fashion Merchandising	39	0	0	39
<b>Music</b>	<b>204</b>	<b>49</b>	<b>0</b>	<b>253</b>
Music	129	19	0	148
Music Therapy	75	30	0	105
<b>Theatre</b>	<b>56</b>	<b>14</b>	<b>0</b>	<b>70</b>
<b>Visual Arts</b>	<b>206</b>	<b>14</b>	<b>0</b>	<b>220</b>
Art	206	14	0	220
<b>School of Sciences</b>	<b>910</b>	<b>163</b>	<b>22</b>	<b>1,095</b>
<b>Biology</b>	<b>601</b>	<b>38</b>	<b>22</b>	<b>661</b>
Biology	538	11	0	549
Biotechnology <sup>1</sup>	0	27	0	27
Medical Laboratory Sciences <sup>2</sup>	63	0	0	63
Molecular Biology	0	0	22	22
<b>Chemistry &amp; Biochemistry</b>	<b>69</b>	<b>19</b>	<b>0</b>	<b>88</b>
Biochemistry	55	0	0	55
Chemistry	12	19	0	31
Environmental Chemistry <sup>1</sup>	2	0	0	2
<b>Computer Science</b>	<b>178</b>	<b>94</b>	<b>0</b>	<b>272</b>
Computer Science	102	0	0	102
Data Science & Informatics	36	94	0	130
Health Informatics	40	0	0	40
<b>Environmental Science<sup>1</sup></b>	<b>8</b>	<b>0</b>	<b>0</b>	<b>8</b>
<b>Mathematics</b>	<b>54</b>	<b>12</b>	<b>0</b>	<b>66</b>
Mathematics	54	10	0	64
Mathematics Teaching	0	2	0	2
<b>School of Social Work, Psychology, &amp; Philosophy</b>	<b>744</b>	<b>83</b>	<b>65</b>	<b>892</b>
<b>Psychology &amp; Philosophy</b>	<b>612</b>	<b>60</b>	<b>65</b>	<b>737</b>
Counseling Psychology	0	16	31	47
Psychology	282	0	0	282
Psychology - Entry	330	0	0	330
Psychological Science <sup>1</sup>	0	23	0	23
School Psychology	0	21	34	55
<b>Social Work</b>	<b>132</b>	<b>23</b>	<b>0</b>	<b>155</b>
<b>Language, Culture, &amp; Gender Studies</b>	<b>127</b>	<b>33</b>	<b>59</b>	<b>219</b>
English	113	21	0	134
Multicultural Women & Gender Studies	14	12	19	45
Rhetoric	0	0	40	40

**Denton Campus**  
**Enrollment by Major within Academic Unit by Level**  
**Fall Semester, 2024**

	<u>Undergraduate</u>	<u>Masters</u>	<u>Doctoral</u>	<u>Total</u>
<b>Social Sciences &amp; Historical Studies</b>	<b>301</b>	<b>50</b>	<b>30</b>	<b>381</b>
<b>History &amp; Political Science</b>	<b>112</b>	<b>34</b>	<b>0</b>	<b>146</b>
History	54	21	0	75
Political Science	58	13	0	71
Criminal Justice	95	0	0	95
Sociology	94	16	30	140
<b>Interdepartmental</b>	<b>299</b>	<b>0</b>	<b>0</b>	<b>299</b>
General Studies	282	0	0	282
Professional Studies <sup>1</sup>	17	0	0	17
<b><u>MAK College of Business &amp; Entrepreneurship</u></b>	<b>1,011</b>	<b>656</b>	<b>0</b>	<b>1,667</b>
<b>Accounting &amp; Finance</b>	<b>247</b>	<b>74</b>	<b>0</b>	<b>321</b>
Accountancy <sup>1</sup>	0	74	0	74
Accounting	144	0	0	144
Finance	103	0	0	103
<b>Management &amp; Marketing</b>	<b>584</b>	<b>582</b>	<b>0</b>	<b>1,166</b>
Business Administration	192	582	0	774
Human Resources	116	0	0	116
Management	113	0	0	113
Marketing	163	0	0	163
<b>Healthcare Administration</b>	<b>180</b>	<b>0</b>	<b>0</b>	<b>180</b>
<b><u>College of Professional Education</u></b>	<b>1,025</b>	<b>1,162</b>	<b>207</b>	<b>2,394</b>
<b>School of Education</b>	<b>701</b>	<b>247</b>	<b>146</b>	<b>1,094</b>
<b>Early Childhood Education</b>	<b>79</b>	<b>13</b>	<b>0</b>	<b>92</b>
<b>Educational Leadership</b>	<b>0</b>	<b>24</b>	<b>92</b>	<b>116</b>
<b>Literacy &amp; Language</b>	<b>0</b>	<b>89</b>	<b>36</b>	<b>160</b>
Literacy Education	0	40	0	40
Literacy, Language and Culture	0	0	30	30
Multilingual & Multicultural Studies <sup>1</sup>	0	22	0	22
Reading Education	0	27	6	33
<b>Special Education</b>	<b>0</b>	<b>32</b>	<b>18</b>	<b>50</b>
<b>Teacher Education</b>	<b>622</b>	<b>89</b>	<b>0</b>	<b>711</b>
Education	622	0	0	622
Teaching	0	58	0	58
Teaching, Learning, & Collaboration	0	31	0	31
<b>School of Human Sciences</b>	<b>324</b>	<b>409</b>	<b>61</b>	<b>794</b>
<b>Child Life</b>	<b>0</b>	<b>200</b>	<b>0</b>	<b>200</b>
<b>Counseling</b>	<b>0</b>	<b>112</b>	<b>0</b>	<b>112</b>
Counseling & Development	0	101	0	101
School Counseling <sup>1</sup>	0	11	0	11
<b>Human Development &amp; Family Studies</b>	<b>324</b>	<b>44</b>	<b>43</b>	<b>411</b>
Child Development	274	29	0	303
Child Development & Early Education	0	0	19	19
Family Studies	50	15	24	89

**Denton Campus**  
**Enrollment by Major within Academic Unit by Level**  
**Fall Semester, 2024**

	<u>Undergraduate</u>	<u>Masters</u>	<u>Doctoral</u>	<u>Total</u>
<b>Marriage &amp; Family Therapy</b>	<b>0</b>	<b>53</b>	<b>18</b>	<b>71</b>
<b>School of Library &amp; Information Studies</b>	<b>0</b>	<b>506</b>	<b>0</b>	<b>506</b>
Library Science	0	506	0	506
<b>INSTITUTE OF HEALTH SCIENCES</b>	<b>2,702</b>	<b>623</b>	<b>254</b>	<b>3,579</b>
<b><u>College of Health Sciences</u></b>	<b>1,322</b>	<b>398</b>	<b>203</b>	<b>1,923</b>
<b>School of Health Promotion &amp; Kinesiology</b>	<b>603</b>	<b>51</b>	<b>22</b>	<b>676</b>
<b>Health Studies</b>	<b>132</b>	<b>30</b>	<b>11</b>	<b>173</b>
Health Sciences-BAAS	16	0	0	16
Health Studies	68	15	11	94
Health Studies-BAS	6	0	0	6
Public Health <sup>1</sup>	42	15	0	57
<b>Kinesiology</b>	<b>471</b>	<b>21</b>	<b>11</b>	<b>503</b>
<b>School of Occupational Therapy</b>	<b>0</b>	<b>1</b>	<b>158</b>	<b>159</b>
Occupational Therapy	0	1	10	11
Occupational Therapy-OTD	0	0	148	148
<b>Communication Science and Oral Health</b>	<b>500</b>	<b>241</b>	<b>0</b>	<b>741</b>
<b>Communication Sciences &amp; Disorders</b>	<b>138</b>	<b>241</b>	<b>0</b>	<b>379</b>
Communication Sciences	138	0	0	138
Education of the Deaf	0	45	0	45
Speech/Language Pathology	0	196	0	196
<b>Dental Hygiene</b>	<b>362</b>	<b>0</b>	<b>0</b>	<b>362</b>
Dental Hygiene	80	0	0	80
Dental Hygiene-Entry	232	0	0	232
Dental Hygiene-RDH	50	0	0	50
<b>Nutrition &amp; Food Sciences</b>	<b>219</b>	<b>88</b>	<b>23</b>	<b>330</b>
Culinary Science & Food Service Mgmt	7	0	0	7
Food & Nutrition in Business & Industry	47	0	0	47
Food Science & Flavor Chemistry	0	9	0	9
Nutrition	165	79	23	267
<b>Interdepartmental</b>	<b>0</b>	<b>17</b>	<b>0</b>	<b>17</b>
Exercise & Sports Nutrition	0	17	0	17
<b><u>College of Nursing</u></b>	<b>1,380</b>	<b>225</b>	<b>51</b>	<b>1,656</b>
Family Nurse Practitioner	0	217	0	217
Nursing - Entry	1,342	0	0	1,342
Nursing - RN to BS	38	0	0	38
Nursing Education	0	8	0	8
Nursing Practice-DNP	0	0	6	6
Nursing Science	0	0	45	38
<b>General (Non-declared)</b>	<b>1,302</b>	<b>0</b>	<b>0</b>	<b>1,302</b>
<b>Total</b>	<b>9,089</b>	<b>2,871</b>	<b>663</b>	<b>12,623</b>

Notes: <sup>1</sup>New degree or certification program.

<sup>2</sup>Offered in cooperation with the Institute of Health Sciences.

<sup>3</sup>Phased out degree program.

**Denton Campus**  
**Enrollment by Major within Academic Unit by Level**  
**Fall Semester, 2025**

	<u>Undergraduate</u>	<u>Masters</u>	<u>Doctoral</u>	<u>Total</u>
<b><u>College of Arts &amp; Sciences</u></b>	<b>3,012</b>	<b>447</b>	<b>208</b>	<b>3,667</b>
<b>Doswell School of Aeronautical Science</b>	<b>78</b>	<b>0</b>	<b>0</b>	<b>78</b>
Aviation Science	78	0	0	78
<b>School of Arts &amp; Design</b>	<b>633</b>	<b>93</b>	<b>23</b>	<b>749</b>
<b>Dance</b>	<b>67</b>	<b>22</b>	<b>23</b>	<b>112</b>
<b>Fashion &amp; Textiles</b>	<b>122</b>	<b>0</b>	<b>0</b>	<b>122</b>
Fashion Design	79	0	0	79
Fashion Merchandising	43	0	0	43
<b>Music</b>	<b>208</b>	<b>47</b>	<b>0</b>	<b>255</b>
Music	127	20	0	147
Music Therapy	81	27	0	108
<b>Theatre</b>	<b>56</b>	<b>8</b>	<b>0</b>	<b>64</b>
<b>Visual Arts</b>	<b>180</b>	<b>16</b>	<b>0</b>	<b>196</b>
Art	180	16	0	196
<b>School of Sciences</b>	<b>949</b>	<b>171</b>	<b>27</b>	<b>1,147</b>
<b>Biology</b>	<b>643</b>	<b>38</b>	<b>27</b>	<b>708</b>
Biology	582	10	0	592
Biotechnology <sup>1</sup>	0	28	0	28
Medical Laboratory Sciences <sup>2</sup>	61	0	0	61
Molecular Biology	0	0	27	27
<b>Chemistry &amp; Biochemistry</b>	<b>65</b>	<b>21</b>	<b>0</b>	<b>86</b>
Biochemistry	55	0	0	55
Chemistry	9	21	0	30
Environmental Chemistry <sup>1</sup>	1	0	0	1
<b>Computer Science</b>	<b>164</b>	<b>104</b>	<b>0</b>	<b>268</b>
Computer Science	88	0	0	88
Data Science & Informatics	39	104	0	143
Health Informatics	37	0	0	37
<b>Environmental Science<sup>1</sup></b>	<b>28</b>	<b>0</b>	<b>0</b>	<b>28</b>
<b>Mathematics</b>	<b>49</b>	<b>8</b>	<b>0</b>	<b>57</b>
<b>School of Social Work, Psychology, &amp; Philosophy</b>	<b>682</b>	<b>102</b>	<b>63</b>	<b>847</b>
<b>Psychology &amp; Philosophy</b>	<b>553</b>	<b>60</b>	<b>63</b>	<b>676</b>
Counseling Psychology	0	18	31	49
Psychology	274	0	0	274
Psychology - Entry	279	0	0	279
Psychological Science	0	22	0	22
School Psychology	0	20	32	52
<b>Social Work</b>	<b>129</b>	<b>42</b>	<b>0</b>	<b>171</b>
<b>Language, Culture, &amp; Gender Studies</b>	<b>117</b>	<b>31</b>	<b>55</b>	<b>203</b>
English	105	23	0	128
Multicultural Women & Gender Studies	12	8	14	34
Rhetoric	0	0	41	41
<b>Social Sciences &amp; Historical Studies</b>	<b>309</b>	<b>50</b>	<b>40</b>	<b>399</b>
<b>History &amp; Political Science</b>	<b>110</b>	<b>32</b>	<b>0</b>	<b>142</b>
History	51	19	0	70
Political Science	59	13	0	72

**Denton Campus**  
**Enrollment by Major within Academic Unit by Level**  
**Fall Semester, 2025**

	<u>Undergraduate</u>	<u>Masters</u>	<u>Doctoral</u>	<u>Total</u>
<b>History &amp; Political Science (cont'd)</b>				
Criminal Justice	111	0	0	111
Sociology	88	18	40	146
<b>Interdepartmental</b>	<b>244</b>	<b>0</b>	<b>0</b>	<b>244</b>
General Studies	117	0	0	117
Multidisciplinary Studies <sup>1</sup>	116	0	0	116
Professional Studies	11	0	0	11
<b><u>MAK College of Business &amp; Entrepreneurship</u></b>	<b>1,057</b>	<b>633</b>	<b>0</b>	<b>1,690</b>
<b>Accounting &amp; Finance</b>	<b>281</b>	<b>115</b>	<b>0</b>	<b>396</b>
Accountancy <sup>1</sup>	0	115	0	115
Accounting	163	0	0	163
Finance	118	0	0	118
<b>Management &amp; Marketing</b>	<b>620</b>	<b>518</b>	<b>0</b>	<b>1,138</b>
Business Administration	205	518	0	723
Human Resources	122	0	0	122
Management	109	0	0	109
Marketing	184	0	0	184
<b>Healthcare Administration</b>	<b>156</b>	<b>0</b>	<b>0</b>	<b>156</b>
<b><u>College of Professional Education</u></b>	<b>1,051</b>	<b>1,121</b>	<b>225</b>	<b>2,397</b>
<b>School of Education</b>	<b>700</b>	<b>204</b>	<b>175</b>	<b>1,079</b>
<b>Early Childhood Education</b>	<b>140</b>	<b>12</b>	<b>0</b>	<b>92</b>
<b>Educational Leadership</b>	<b>0</b>	<b>24</b>	<b>114</b>	<b>138</b>
<b>Literacy &amp; Language</b>	<b>0</b>	<b>61</b>	<b>40</b>	<b>160</b>
Literacy Education	0	53	0	53
Literacy, Language and Culture	0	0	40	40
Multilingual & Multicultural Studies <sup>1</sup>	0	8	0	8
<b>Special Education</b>	<b>0</b>	<b>32</b>	<b>21</b>	<b>53</b>
<b>Teacher Education</b>	<b>560</b>	<b>75</b>	<b>0</b>	<b>635</b>
Education	560	0	0	560
Teaching	0	54	0	54
Teaching, Learning, & Collaboration	0	21	0	21
<b>School of Human Sciences</b>	<b>351</b>	<b>380</b>	<b>50</b>	<b>781</b>
<b>Child Life</b>	<b>0</b>	<b>171</b>	<b>0</b>	<b>171</b>
<b>Counseling</b>	<b>0</b>	<b>117</b>	<b>0</b>	<b>117</b>
Counseling & Development	0	109	0	109
School Counseling <sup>1</sup>	0	8	0	8
<b>Human Development &amp; Family Studies</b>	<b>351</b>	<b>33</b>	<b>35</b>	<b>419</b>
Child Development	307	27	0	334
Child Development & Early Education	0	0	15	15
Family Studies	44	6	0	50
Human Development & Family Studies	0	0	20	20
<b>Marriage &amp; Family Therapy</b>	<b>0</b>	<b>59</b>	<b>15</b>	<b>74</b>
<b>School of Library &amp; Information Studies</b>	<b>0</b>	<b>537</b>	<b>0</b>	<b>537</b>
Library Science	0	537	0	537

**Denton Campus**  
**Enrollment by Major within Academic Unit by Level**  
**Fall Semester, 2025**

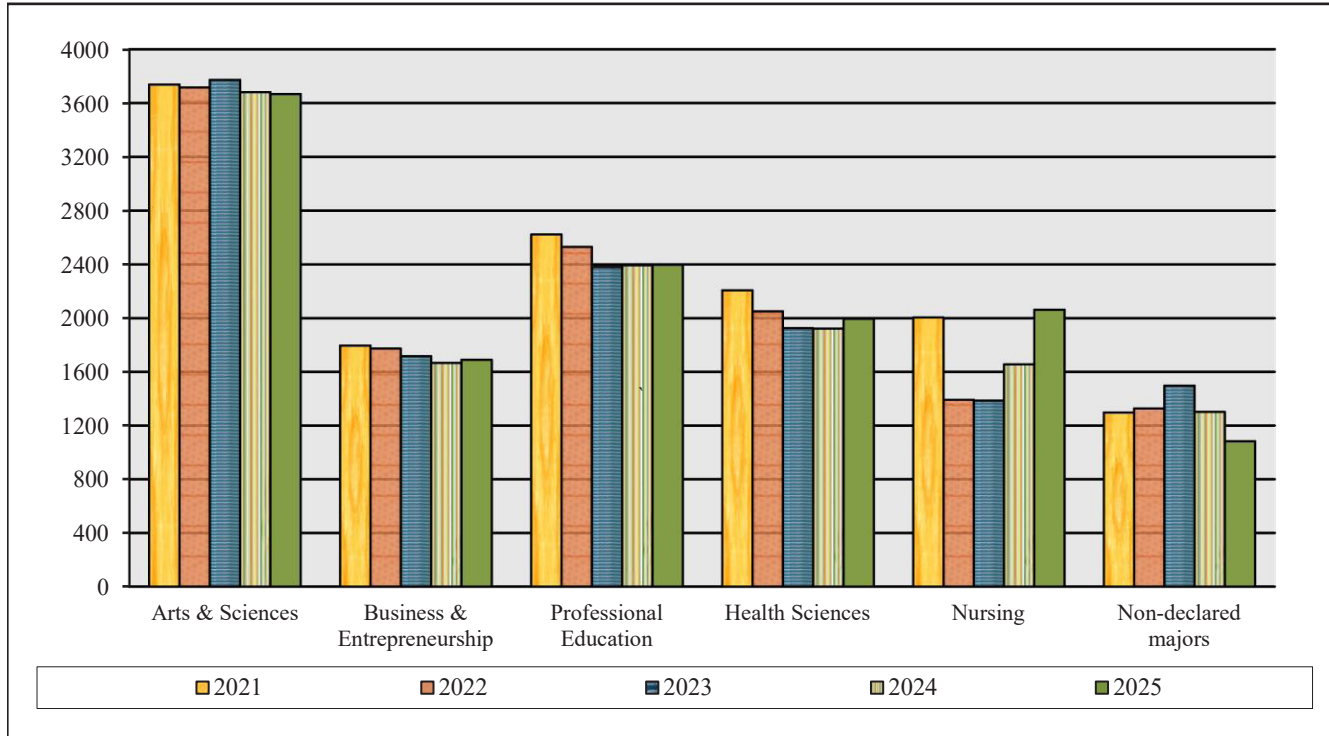
	<u>Undergraduate</u>	<u>Masters</u>	<u>Doctoral</u>	<u>Total</u>
<b>INSTITUTE OF HEALTH SCIENCES</b>	<b>2,860</b>	<b>902</b>	<b>297</b>	<b>4,059</b>
<b><u>College of Health Sciences</u></b>	<b>1,369</b>	<b>383</b>	<b>244</b>	<b>1,996</b>
<b>School of Health Promotion &amp; Kinesiology</b>	<b>598</b>	<b>55</b>	<b>24</b>	<b>677</b>
<b>Health Studies</b>	<b>162</b>	<b>34</b>	<b>14</b>	<b>210</b>
Health Sciences-BAAS	20	0	0	20
Health Studies	77	15	14	106
Health Studies-BAS	8	0	0	8
Public Health <sup>1</sup>	57	19	0	76
<b>Kinesiology</b>	<b>436</b>	<b>21</b>	<b>10</b>	<b>467</b>
<b>School of Occupational Therapy</b>	<b>0</b>	<b>1</b>	<b>177</b>	<b>178</b>
Occupational Therapy	0	1	14	15
Occupational Therapy-OTD	0	0	163	163
<b>School of Physical Therapy</b>	<b>0</b>	<b>0</b>	<b>20</b>	<b>20</b>
Physical Therapy - DPT	0	0	20	20
<b>Communication Science and Oral Health</b>	<b>548</b>	<b>240</b>	<b>0</b>	<b>788</b>
<b>Communication Sciences &amp; Disorders</b>	<b>154</b>	<b>240</b>	<b>0</b>	<b>394</b>
Communication Sciences	154	0	0	154
Education of the Deaf	0	42	0	42
Speech/Language Pathology	0	198	0	198
<b>Dental Hygiene</b>	<b>394</b>	<b>0</b>	<b>0</b>	<b>394</b>
Dental Hygiene	83	0	0	83
Dental Hygiene-Entry	264	0	0	264
Dental Hygiene-RDH	47	0	0	47
<b>Nutrition &amp; Food Sciences</b>	<b>223</b>	<b>67</b>	<b>23</b>	<b>313</b>
Culinary Science & Food Service Mgmt	12	0	0	12
Food & Nutrition in Business & Industry	43	0	0	43
Food Science <sup>1</sup>	12	0	0	12
Food Science & Flavor Chemistry	0	11	0	11
Nutrition	156	56	23	235
<b>Interdepartmental</b>	<b>0</b>	<b>20</b>	<b>0</b>	<b>20</b>
Exercise & Sports Nutrition	0	20	0	20
<b><u>College of Nursing</u></b>	<b>1,491</b>	<b>519</b>	<b>53</b>	<b>2,063</b>
Family Nurse Practitioner	0	505	0	505
Nursing	59	0	0	59
Nursing - Entry	1,393	0	0	1,393
Nursing - RN to BS	39	0	0	39
Nursing Education	0	14	0	14
Nursing Practice-DNP	0	0	15	15
Nursing Science	0	0	38	38
<b>General (Non-declared)</b>	<b>1,083</b>	<b>0</b>	<b>0</b>	<b>1,083</b>
<b>Total</b>	<b>9,063</b>	<b>3,103</b>	<b>730</b>	<b>12,896</b>

Notes: <sup>1</sup>New degree or certification program.

<sup>2</sup>Offered in cooperation with the Institute of Health Sciences.

<sup>3</sup>Phased out degree program.

**Denton Campus  
Enrollment by College/School Chart  
Fall Semesters, 2021 through 2025**



Enrollment by College/School							
College/School	Fall Semester					2024-25 Change	
	2021	2022	2023	2024	2025	Actual	Percent
Arts & Sciences	3,737	3,716	3,772	3,681	3,667	-14	-0.4%
Aeronautical Science	0	0	0	24	78	54	225.0%
Arts & Design	738	728	762	771	749	-22	-2.9%
Sciences	1,055	1,040	1,081	1,095	1,147	52	4.7%
Social Work, Psych, & Philosophy	909	946	905	892	847	-45	-5.0%
Business & Entrepreneurship	1,796	1,774	1,717	1,667	1,690	23	1.4%
Professional Education	2,623	2,530	2,381	2,394	2,397	3	0.1%
Education	1,149	1,126	1,041	1,094	1,079	-15	-1.4%
Human Sciences	858	828	810	794	781	-13	-1.6%
Library & Information Studies	616	576	530	506	537	31	6.1%
Health Sciences	2,207	2,051	1,926	1,923	1,996	73	3.8%
Health Promotion & Kinesiology	957	829	746	676	677	1	0.1%
Occupational Therapy	170	153	148	159	178	19	11.9%
Physical Therapy	0	0	0	0	20	20	N/A
Nursing	2,006	1,392	1,386	1,656	2,063	407	24.6%
Non-declared majors	1,297	1,327	1,497	1,302	1,083	-219	-16.8%
<b>Total</b>	<b>13,666</b>	<b>12,790</b>	<b>12,679</b>	<b>12,623</b>	<b>12,896</b>	<b>273</b>	<b>2.2%</b>
<b>Annual Percent Change</b>	<b>-1.0%</b>	<b>-6.4%</b>	<b>-0.9%</b>	<b>-0.4%</b>	<b>2.2%</b>		

**Denton Campus**  
**Undergraduate Enrollment by Major**  
**Fall Semesters, 2016 through 2025**

	<u>2016</u>	<u>2017</u>	<u>2018</u>	<u>2019</u>	<u>2020</u>	<u>2021</u>	<u>2022</u>	<u>2023</u>	<u>2024</u>	<u>2025</u>
<b>College of Arts &amp; Sciences</b>	<b>3,106</b>	<b>3,054</b>	<b>3,059</b>	<b>3,140</b>	<b>3,121</b>	<b>3,012</b>	<b>3,009</b>	<b>3,126</b>	<b>3,049</b>	<b>3,012</b>
<b>Doswell School of Aeronautical Science</b>	<b>0</b>	<b>0</b>	<b>0</b>	<b>0</b>	<b>0</b>	<b>0</b>	<b>0</b>	<b>0</b>	<b>24</b>	<b>78</b>
Aviation Science <sup>1</sup>	0	0	0	0	0	0	0	0	24	78
<b>School of Arts &amp; Design</b>	<b>642</b>	<b>680</b>	<b>653</b>	<b>629</b>	<b>612</b>	<b>570</b>	<b>584</b>	<b>638</b>	<b>644</b>	<b>633</b>
<b>Dance</b>	<b>89</b>	<b>99</b>	<b>110</b>	<b>100</b>	<b>85</b>	<b>77</b>	<b>66</b>	<b>62</b>	<b>58</b>	<b>67</b>
<b>Fashion &amp; Textiles</b>	<b>166</b>	<b>161</b>	<b>127</b>	<b>116</b>	<b>118</b>	<b>112</b>	<b>110</b>	<b>117</b>	<b>120</b>	<b>122</b>
Fashion Design	68	62	62	55	58	66	68	77	81	79
Fashion Merchandising	98	99	65	61	60	46	42	40	39	43
<b>Music</b>	<b>199</b>	<b>215</b>	<b>225</b>	<b>211</b>	<b>213</b>	<b>186</b>	<b>199</b>	<b>208</b>	<b>204</b>	<b>208</b>
Music	100	107	104	110	111	95	103	128	129	127
Music Therapy	99	108	121	101	102	91	96	80	75	81
<b>Theatre</b>	<b>40</b>	<b>45</b>	<b>43</b>	<b>59</b>	<b>58</b>	<b>51</b>	<b>47</b>	<b>59</b>	<b>56</b>	<b>56</b>
<b>Visual Arts</b>	<b>148</b>	<b>160</b>	<b>148</b>	<b>143</b>	<b>138</b>	<b>144</b>	<b>162</b>	<b>192</b>	<b>206</b>	<b>180</b>
Art	148	160	148	143	138	144	162	192	206	180
<b>School of Sciences</b>	<b>803</b>	<b>859</b>	<b>835</b>	<b>870</b>	<b>881</b>	<b>893</b>	<b>865</b>	<b>899</b>	<b>910</b>	<b>949</b>
<b>Biology</b>	<b>489</b>	<b>536</b>	<b>504</b>	<b>500</b>	<b>510</b>	<b>527</b>	<b>540</b>	<b>559</b>	<b>601</b>	<b>643</b>
Biology	446	485	442	443	438	473	476	503	538	582
Medical Laboratory Sciences <sup>2</sup>	43	51	62	57	72	54	64	56	63	61
<b>Chemistry &amp; Biochemistry</b>	<b>119</b>	<b>121</b>	<b>108</b>	<b>104</b>	<b>106</b>	<b>93</b>	<b>70</b>	<b>77</b>	<b>69</b>	<b>65</b>
Biochemistry	79	86	85	78	85	74	53	58	55	55
Chemistry	40	35	23	26	21	19	17	19	12	9
Environmental Chemistry <sup>1</sup>	0	0	0	0	0	0	0	0	2	1
<b>Computer Science</b>	<b>90</b>	<b>120</b>	<b>136</b>	<b>172</b>	<b>191</b>	<b>204</b>	<b>191</b>	<b>202</b>	<b>178</b>	<b>164</b>
Computer Science	67	60	76	105	116	139	133	124	102	88
Data Science & Informatics	6	21	17	18	26	26	24	33	36	39
Health Informatics	17	39	43	49	49	39	34	45	40	37
<b>Environmental Science<sup>1</sup></b>	<b>0</b>	<b>0</b>	<b>0</b>	<b>0</b>	<b>0</b>	<b>0</b>	<b>0</b>	<b>0</b>	<b>8</b>	<b>28</b>
<b>Mathematics</b>	<b>105</b>	<b>82</b>	<b>87</b>	<b>94</b>	<b>74</b>	<b>69</b>	<b>64</b>	<b>61</b>	<b>54</b>	<b>49</b>
<b>School of Social Work, Psych, &amp; Philosophy</b>	<b>576</b>	<b>577</b>	<b>589</b>	<b>625</b>	<b>698</b>	<b>722</b>	<b>764</b>	<b>756</b>	<b>744</b>	<b>682</b>
Psychology	165	144	165	187	219	261	297	308	282	274
Psychology-Entry	208	232	252	258	302	286	306	290	330	279
Social Work	203	201	172	180	177	175	161	158	132	129
<b>Language, Culture, &amp; Gender Studies</b>	<b>109</b>	<b>115</b>	<b>134</b>	<b>136</b>	<b>138</b>	<b>135</b>	<b>141</b>	<b>162</b>	<b>127</b>	<b>117</b>
English	109	115	134	136	138	135	138	150	113	105
Multicultural Women & Gender Studies <sup>1</sup>	0	0	0	0	0	0	3	12	14	12
<b>Social Sciences &amp; Historical Studies</b>	<b>489</b>	<b>448</b>	<b>452</b>	<b>467</b>	<b>403</b>	<b>375</b>	<b>352</b>	<b>310</b>	<b>301</b>	<b>309</b>
<b>History &amp; Government</b>	<b>163</b>	<b>160</b>	<b>184</b>	<b>178</b>	<b>161</b>	<b>161</b>	<b>146</b>	<b>121</b>	<b>112</b>	<b>110</b>
Legal Studies <sup>3</sup>	71	23	11	0	0	0	0	0	0	0
History	68	73	77	81	64	60	62	56	54	51
Political Science	24	64	96	97	97	101	84	65	58	59
<b>Sociology</b>	<b>326</b>	<b>288</b>	<b>268</b>	<b>289</b>	<b>242</b>	<b>214</b>	<b>206</b>	<b>189</b>	<b>189</b>	<b>199</b>
Criminal Justice	181	153	124	129	113	102	97	101	95	111
Sociology	145	135	144	160	129	112	109	88	94	88

**Denton Campus**  
**Undergraduate Enrollment by Major**  
**Fall Semesters, 2016 through 2025**

	<u>2016</u>	<u>2017</u>	<u>2018</u>	<u>2019</u>	<u>2020</u>	<u>2021</u>	<u>2022</u>	<u>2023</u>	<u>2024</u>	<u>2025</u>
<b>Interdepartmental</b>	<b>487</b>	<b>375</b>	<b>396</b>	<b>413</b>	<b>389</b>	<b>317</b>	<b>303</b>	<b>361</b>	<b>299</b>	<b>244</b>
General Studies	487	375	396	413	384	308	284	338	282	117
Multidisciplinary Studies <sup>1</sup>	0	0	0	0	0	0	0	0	0	116
Professional Studies <sup>1</sup>	0	0	0	0	5	9	19	23	17	11
<b><u>MAK College of Business &amp; Entrepreneurship</u></b>	<b>805</b>	<b>810</b>	<b>846</b>	<b>919</b>	<b>891</b>	<b>902</b>	<b>953</b>	<b>990</b>	<b>1,011</b>	<b>1,057</b>
<b>Accounting &amp; Finance</b>	<b>171</b>	<b>172</b>	<b>187</b>	<b>218</b>	<b>222</b>	<b>210</b>	<b>208</b>	<b>217</b>	<b>247</b>	<b>281</b>
Accounting	116	113	120	131	112	116	123	129	144	163
Finance	55	59	67	87	110	94	85	88	103	118
<b>Management &amp; Marketing</b>	<b>634</b>	<b>638</b>	<b>659</b>	<b>701</b>	<b>645</b>	<b>608</b>	<b>586</b>	<b>605</b>	<b>584</b>	<b>620</b>
Business-BAAS <sup>3</sup>	0	7	21	28	11	2	0	0	0	0
Business Administration	262	236	227	247	217	211	208	216	192	205
Human Resources	140	147	128	143	142	125	119	131	116	122
General Business - BAS <sup>5</sup>	10	11	14	7	3	1	1	1	0	0
Management	110	135	134	126	128	134	122	107	113	109
Marketing	112	102	135	150	144	135	136	150	163	184
<b>Healthcare Administration<sup>1</sup></b>	<b>0</b>	<b>0</b>	<b>0</b>	<b>0</b>	<b>24</b>	<b>84</b>	<b>159</b>	<b>168</b>	<b>180</b>	<b>156</b>
<b><u>College of Professional Education</u></b>	<b>1,157</b>	<b>1,111</b>	<b>1,034</b>	<b>1,085</b>	<b>1,110</b>	<b>1,158</b>	<b>1,116</b>	<b>1,023</b>	<b>1,025</b>	<b>1,051</b>
<b>School of Education</b>	<b>744</b>	<b>694</b>	<b>652</b>	<b>697</b>	<b>713</b>	<b>752</b>	<b>744</b>	<b>677</b>	<b>701</b>	<b>700</b>
Early Childhood Education <sup>1</sup>	0	0	0	0	0	0	0	15	79	140
Teacher Education	744	694	652	697	713	752	744	662	622	560
Education	744	694	652	697	713	752	744	662	622	560
<b>School of Human Sciences</b>	<b>413</b>	<b>417</b>	<b>382</b>	<b>388</b>	<b>397</b>	<b>406</b>	<b>372</b>	<b>346</b>	<b>324</b>	<b>351</b>
<b>Human Development &amp; Family Studies</b>	<b>413</b>	<b>417</b>	<b>382</b>	<b>388</b>	<b>397</b>	<b>406</b>	<b>372</b>	<b>346</b>	<b>324</b>	<b>351</b>
Child Development	332	323	290	302	304	310	295	292	274	307
Family Studies	60	73	70	67	71	78	68	50	50	44
Family & Consumer Sciences	21	21	22	19	22	18	9	4	0	0
<b>INSTITUTE OF HEALTH SCIENCES</b>	<b>3,450</b>	<b>3,394</b>	<b>3,395</b>	<b>3,296</b>	<b>3,130</b>	<b>2,929</b>	<b>2,748</b>	<b>2,662</b>	<b>2,702</b>	<b>2,860</b>
<b><u>College of Health Sciences</u></b>	<b>1,937</b>	<b>1,839</b>	<b>1,872</b>	<b>1,702</b>	<b>1,660</b>	<b>1,535</b>	<b>1,413</b>	<b>1,328</b>	<b>1,322</b>	<b>1,369</b>
<b>School of Health Promotion &amp; Kinesiology</b>	<b>1,035</b>	<b>1,004</b>	<b>1,018</b>	<b>992</b>	<b>876</b>	<b>827</b>	<b>714</b>	<b>653</b>	<b>603</b>	<b>598</b>
<b>Health Studies</b>	<b>326</b>	<b>315</b>	<b>355</b>	<b>335</b>	<b>243</b>	<b>214</b>	<b>172</b>	<b>130</b>	<b>132</b>	<b>162</b>
Health Sciences-BAAS <sup>1</sup>	0	3	5	14	18	16	13	10	16	20
Health Studies	284	281	315	296	205	183	149	94	68	77
Health Studies-BAS	42	31	35	25	20	15	10	9	6	8
Public Health	0	0	0	0	0	0	0	17	42	57
<b>Kinesiology</b>	<b>709</b>	<b>689</b>	<b>663</b>	<b>657</b>	<b>633</b>	<b>613</b>	<b>542</b>	<b>523</b>	<b>471</b>	<b>436</b>
<b>Communication Science &amp; Oral Health</b>	<b>472</b>	<b>429</b>	<b>475</b>	<b>387</b>	<b>439</b>	<b>408</b>	<b>434</b>	<b>435</b>	<b>488</b>	<b>520</b>
<b>Communication Science</b>	<b>222</b>	<b>187</b>	<b>238</b>	<b>176</b>	<b>186</b>	<b>126</b>	<b>140</b>	<b>126</b>	<b>138</b>	<b>154</b>
<b>Dental Hygiene Program</b>	<b>250</b>	<b>242</b>	<b>237</b>	<b>211</b>	<b>253</b>	<b>282</b>	<b>294</b>	<b>309</b>	<b>362</b>	<b>394</b>
Dental Hygiene	75	65	63	63	63	63	68	79	80	83
Dental Hygiene-Entry	129	125	114	104	140	161	176	187	232	264
Dental Hygiene-RDH	46	52	60	44	50	58	50	43	50	47

**Denton Campus**  
**Undergraduate Enrollment by Major**  
**Fall Semesters, 2016 through 2025**

	<u>2016</u>	<u>2017</u>	<u>2018</u>	<u>2019</u>	<u>2020</u>	<u>2021</u>	<u>2022</u>	<u>2023</u>	<u>2024</u>	<u>2025</u>
<b>Nutrition &amp; Food Sciences</b>	<b>430</b>	<b>406</b>	<b>379</b>	<b>323</b>	<b>345</b>	<b>300</b>	<b>265</b>	<b>240</b>	<b>219</b>	<b>223</b>
Culinary Science & Food Service Mgmt	15	15	23	19	19	15	15	15	7	12
Food & Nutrition in Bus. & Industry	60	63	55	42	50	45	61	59	47	43
Food Science <sup>1</sup>	0	0	0	0	0	0	0	0	0	12
Nutrition	355	328	301	262	276	240	189	166	165	156
<b><u>College of Nursing</u></b>	<b>1,513</b>	<b>1,555</b>	<b>1,523</b>	<b>1,594</b>	<b>1,470</b>	<b>1,394</b>	<b>1,335</b>	<b>1,334</b>	<b>1,380</b>	<b>1,491</b>
Nursing	0	0	0	0	0	0	0	0	0	59
Nursing-Entry	1,429	1,481	1,459	1,510	1,397	1,325	1,273	1,287	1,342	1,393
Nursing-RN	79	68	56	74	71	68	62	47	38	39
Nursing-RN to MS <sup>3</sup>	5	6	8	10	2	1	0	0	0	0
<b>General (Non-declared)</b>	<b>927</b>	<b>959</b>	<b>1,121</b>	<b>1,226</b>	<b>1,426</b>	<b>1,297</b>	<b>1,327</b>	<b>1,497</b>	<b>1,302</b>	<b>1,083</b>
<b>Total</b>	<b>9,445</b>	<b>9,328</b>	<b>9,455</b>	<b>9,666</b>	<b>9,678</b>	<b>9,298</b>	<b>9,153</b>	<b>9,298</b>	<b>9,089</b>	<b>9,063</b>

Notes: <sup>1</sup>New degree program.

<sup>2</sup>Offered in cooperation with the Institute of Health Sciences.

<sup>3</sup>Phased-out degree program.

**Denton Campus**  
**Master's Enrollment by Major**  
**Fall Semesters, 2016 through 2025**

	<u>2016</u>	<u>2017</u>	<u>2018</u>	<u>2019</u>	<u>2020</u>	<u>2021</u>	<u>2022</u>	<u>2023</u>	<u>2024</u>	<u>2025</u>
<b><u>College of Arts &amp; Sciences</u></b>	<b>351</b>	<b>380</b>	<b>438</b>	<b>444</b>	<b>484</b>	<b>501</b>	<b>476</b>	<b>433</b>	<b>430</b>	<b>447</b>
<b>School of Arts &amp; Design</b>	<b>133</b>	<b>133</b>	<b>147</b>	<b>144</b>	<b>160</b>	<b>145</b>	<b>114</b>	<b>99</b>	<b>101</b>	<b>93</b>
<b>Dance</b>	<b>18</b>	<b>17</b>	<b>27</b>	<b>29</b>	<b>38</b>	<b>33</b>	<b>25</b>	<b>20</b>	<b>24</b>	<b>22</b>
<b>Music</b>	<b>73</b>	<b>90</b>	<b>85</b>	<b>80</b>	<b>82</b>	<b>82</b>	<b>63</b>	<b>51</b>	<b>49</b>	<b>47</b>
Music	73	90	85	80	22	26	17	14	19	20
Music Therapy	0	0	0	0	60	56	46	37	30	27
<b>Theatre</b>	<b>12</b>	<b>8</b>	<b>13</b>	<b>14</b>	<b>19</b>	<b>14</b>	<b>14</b>	<b>15</b>	<b>14</b>	<b>8</b>
<b>Visual Arts</b>	<b>30</b>	<b>18</b>	<b>22</b>	<b>21</b>	<b>21</b>	<b>16</b>	<b>12</b>	<b>13</b>	<b>14</b>	<b>16</b>
Art	30	18	22	21	21	16	12	13	14	16
<b>School of Sciences</b>	<b>96</b>	<b>99</b>	<b>120</b>	<b>123</b>	<b>129</b>	<b>137</b>	<b>148</b>	<b>159</b>	<b>163</b>	<b>171</b>
<b>Biology</b>	<b>14</b>	<b>13</b>	<b>19</b>	<b>11</b>	<b>22</b>	<b>46</b>	<b>46</b>	<b>45</b>	<b>38</b>	<b>38</b>
Biology	14	13	19	11	9	9	12	13	11	10
Biotechnology <sup>1</sup>	0	0	0	0	13	37	34	32	27	28
<b>Chemistry &amp; Biochemistry</b>	<b>16</b>	<b>13</b>	<b>12</b>	<b>11</b>	<b>12</b>	<b>16</b>	<b>20</b>	<b>20</b>	<b>19</b>	<b>21</b>
Chemistry	16	13	12	11	12	16	20	20	19	21
<b>Computer Science</b>	<b>15</b>	<b>40</b>	<b>63</b>	<b>74</b>	<b>72</b>	<b>58</b>	<b>64</b>	<b>82</b>	<b>94</b>	<b>104</b>
Data Science & Informatics	15	40	63	74	72	58	64	82	94	104
<b>Mathematics</b>	<b>51</b>	<b>33</b>	<b>26</b>	<b>27</b>	<b>23</b>	<b>17</b>	<b>18</b>	<b>12</b>	<b>12</b>	<b>8</b>
Mathematics	27	24	16	15	14	7	9	9	10	8
Mathematics Teaching <sup>2</sup>	24	9	10	12	9	10	9	3	2	0
<b>School of Social Work, Psych, &amp; Philosophy</b>	<b>46</b>	<b>61</b>	<b>90</b>	<b>100</b>	<b>110</b>	<b>113</b>	<b>107</b>	<b>78</b>	<b>83</b>	<b>102</b>
Counseling Psychology	25	26	24	25	25	20	20	21	16	18
Psychological Science <sup>1</sup>	0	8	13	14	15	28	21	19	23	22
School Psychology	21	25	26	30	36	34	28	24	21	20
Social Work <sup>1</sup>	0	2	27	31	34	31	38	14	23	42
<b>Language, Culture, &amp; Gender Studies</b>	<b>30</b>	<b>40</b>	<b>35</b>	<b>35</b>	<b>34</b>	<b>44</b>	<b>49</b>	<b>44</b>	<b>33</b>	<b>31</b>
English	16	17	18	19	23	27	27	30	21	23
Multicultural Women & Gender Studies	14	23	17	16	11	17	22	14	12	8
<b>Social Sciences &amp; Historical Studies</b>	<b>46</b>	<b>47</b>	<b>46</b>	<b>42</b>	<b>51</b>	<b>62</b>	<b>58</b>	<b>53</b>	<b>50</b>	<b>50</b>
History	16	16	20	12	21	25	27	21	21	19
Political Science	11	12	10	15	17	15	8	11	13	13
Sociology	19	19	16	15	13	22	23	21	16	18
<b><u>MAK College of Business &amp; Entrepreneurship</u></b>	<b>706</b>	<b>666</b>	<b>681</b>	<b>823</b>	<b>922</b>	<b>894</b>	<b>821</b>	<b>727</b>	<b>656</b>	<b>633</b>
<b>Accounting &amp; Finance</b>	<b>0</b>	<b>0</b>	<b>0</b>	<b>0</b>	<b>0</b>	<b>0</b>	<b>0</b>	<b>7</b>	<b>74</b>	<b>115</b>
Accountancy <sup>1</sup>	0	0	0	0	0	0	0	7	74	115
<b>Management &amp; Marketing</b>	<b>706</b>	<b>666</b>	<b>681</b>	<b>823</b>	<b>922</b>	<b>894</b>	<b>821</b>	<b>720</b>	<b>582</b>	<b>518</b>
Business Administration	706	666	681	823	922	894	821	720	582	518
<b><u>College of Professional Education</u></b>	<b>1,061</b>	<b>1,128</b>	<b>1,142</b>	<b>1,221</b>	<b>1,265</b>	<b>1,330</b>	<b>1,253</b>	<b>1,169</b>	<b>1,162</b>	<b>1,121</b>
<b>School of Education</b>	<b>315</b>	<b>304</b>	<b>276</b>	<b>272</b>	<b>281</b>	<b>342</b>	<b>294</b>	<b>247</b>	<b>247</b>	<b>204</b>
<b>Early Childhood Education</b>	<b>3</b>	<b>3</b>	<b>2</b>	<b>10</b>	<b>19</b>	<b>16</b>	<b>22</b>	<b>11</b>	<b>13</b>	<b>12</b>
<b>Educational Leadership</b>	<b>28</b>	<b>31</b>	<b>42</b>	<b>29</b>	<b>33</b>	<b>30</b>	<b>21</b>	<b>16</b>	<b>24</b>	<b>24</b>
<b>Literacy &amp; Language</b>	<b>62</b>	<b>78</b>	<b>73</b>	<b>98</b>	<b>96</b>	<b>135</b>	<b>111</b>	<b>95</b>	<b>89</b>	<b>61</b>
Multilingual & Multicultural Studies <sup>1</sup>	0	0	0	0	0	0	30	35	22	8
Literacy Education	62	78	73	98	96	135	81	60	67	53

**Denton Campus  
Master's Enrollment by Major  
Fall Semesters, 2016 through 2025**

	<u>2016</u>	<u>2017</u>	<u>2018</u>	<u>2019</u>	<u>2020</u>	<u>2021</u>	<u>2022</u>	<u>2023</u>	<u>2024</u>	<u>2025</u>
<b>Special Education</b>	<b>39</b>	<b>40</b>	<b>32</b>	<b>39</b>	<b>31</b>	<b>37</b>	<b>43</b>	<b>36</b>	<b>32</b>	<b>32</b>
Special Education	10	11	10	30	27	28	33	29	28	28
Educational Diagnostician	29	29	22	9	4	9	10	7	4	4
<b>Teacher Education</b>	<b>183</b>	<b>152</b>	<b>127</b>	<b>96</b>	<b>102</b>	<b>124</b>	<b>97</b>	<b>89</b>	<b>89</b>	<b>75</b>
Teaching, Learning, & Collaboration	51	43	42	31	32	35	25	22	31	21
Teaching	132	109	85	65	70	89	72	67	58	54
<b>School of Human Sciences</b>	<b>253</b>	<b>285</b>	<b>320</b>	<b>336</b>	<b>348</b>	<b>372</b>	<b>383</b>	<b>392</b>	<b>409</b>	<b>380</b>
<b>Child Life<sup>1</sup></b>	<b>11</b>	<b>71</b>	<b>127</b>	<b>112</b>	<b>121</b>	<b>144</b>	<b>164</b>	<b>172</b>	<b>200</b>	<b>171</b>
<b>Counseling</b>	<b>104</b>	<b>100</b>	<b>91</b>	<b>111</b>	<b>125</b>	<b>125</b>	<b>124</b>	<b>125</b>	<b>112</b>	<b>117</b>
Counseling & Development	104	100	91	111	125	125	119	111	101	109
School Counseling <sup>1</sup>	0	0	0	0	0	0	5	14	11	8
<b>Human Development &amp; Family Studies</b>	<b>85</b>	<b>65</b>	<b>58</b>	<b>61</b>	<b>48</b>	<b>48</b>	<b>44</b>	<b>36</b>	<b>44</b>	<b>33</b>
Child Development	17	14	13	28	22	25	19	24	29	27
Family Studies	68	51	45	33	26	23	25	12	15	6
<b>Marriage &amp; Family Therapy</b>	<b>53</b>	<b>49</b>	<b>44</b>	<b>52</b>	<b>54</b>	<b>55</b>	<b>51</b>	<b>59</b>	<b>53</b>	<b>59</b>
<b>School of Library &amp; Information Studies</b>	<b>493</b>	<b>539</b>	<b>546</b>	<b>613</b>	<b>636</b>	<b>616</b>	<b>576</b>	<b>530</b>	<b>506</b>	<b>537</b>
Library Science	493	539	546	613	636	616	576	530	506	537
<b>INSTITUTE OF HEALTH SCIENCES</b>	<b>763</b>	<b>822</b>	<b>772</b>	<b>742</b>	<b>887</b>	<b>1,041</b>	<b>434</b>	<b>406</b>	<b>623</b>	<b>902</b>
<b><u>College of Health Sciences</u></b>	<b>655</b>	<b>695</b>	<b>653</b>	<b>615</b>	<b>553</b>	<b>487</b>	<b>434</b>	<b>404</b>	<b>398</b>	<b>383</b>
<b>School of Health Promotion &amp; Kinesiology</b>	<b>133</b>	<b>153</b>	<b>156</b>	<b>132</b>	<b>114</b>	<b>86</b>	<b>79</b>	<b>63</b>	<b>51</b>	<b>55</b>
<b>Health Studies</b>	<b>50</b>	<b>75</b>	<b>92</b>	<b>85</b>	<b>68</b>	<b>31</b>	<b>27</b>	<b>23</b>	<b>15</b>	<b>15</b>
Health Studies	50	75	92	85	68	31	27	23	15	15
Public Health <sup>1</sup>	0	0	0	0	0	6	11	16	15	19
<b>Kinesiology</b>	<b>83</b>	<b>78</b>	<b>64</b>	<b>47</b>	<b>46</b>	<b>49</b>	<b>41</b>	<b>24</b>	<b>21</b>	<b>21</b>
<b>School of Occupational Therapy</b>	<b>163</b>	<b>187</b>	<b>188</b>	<b>188</b>	<b>133</b>	<b>46</b>	<b>0</b>	<b>0</b>	<b>1</b>	<b>1</b>
Occupational Therapy	163	187	188	188	133	46	0	0	1	1
<b>Communication Sciences &amp; Disorders</b>	<b>225</b>	<b>224</b>	<b>208</b>	<b>200</b>	<b>207</b>	<b>234</b>	<b>239</b>	<b>230</b>	<b>241</b>	<b>240</b>
Education of the Deaf	29	27	19	21	37	41	38	43	45	42
Speech/Language Pathology	196	197	189	179	170	193	201	187	196	198
<b>Nutrition &amp; Food Sciences</b>	<b>121</b>	<b>115</b>	<b>84</b>	<b>85</b>	<b>93</b>	<b>117</b>	<b>91</b>	<b>87</b>	<b>88</b>	<b>67</b>
Food Science & Flavor Chemistry	1	5	5	8	8	11	11	9	9	11
Nutrition	119	110	79	77	85	106	80	78	79	56
<b>Interdepartmental</b>	<b>13</b>	<b>16</b>	<b>17</b>	<b>10</b>	<b>6</b>	<b>4</b>	<b>25</b>	<b>24</b>	<b>17</b>	<b>20</b>
Exercise & Sports Nutrition	13	16	17	10	6	4	25	24	17	20
<b><u>College of Nursing</u></b>	<b>108</b>	<b>127</b>	<b>119</b>	<b>127</b>	<b>334</b>	<b>554</b>	<b>0</b>	<b>2</b>	<b>225</b>	<b>519</b>
Nursing	2	6	0	0	0	0	0	0	0	0
Nursing-Family Nurse Practitioner	101	115	104	114	327	550	0	0	217	505
Nursing-RNPB to MS	1	6	9	5	4	3	0	0	0	0
Nursing Education	4	0	6	8	3	1	0	2	8	14
<b>Total</b>	<b>2,881</b>	<b>2,996</b>	<b>3,033</b>	<b>3,230</b>	<b>3,558</b>	<b>3,766</b>	<b>2,984</b>	<b>2,735</b>	<b>2,871</b>	<b>3,103</b>

<sup>1</sup>New Degree or Certification Program

<sup>2</sup>Phased-out Degree Program

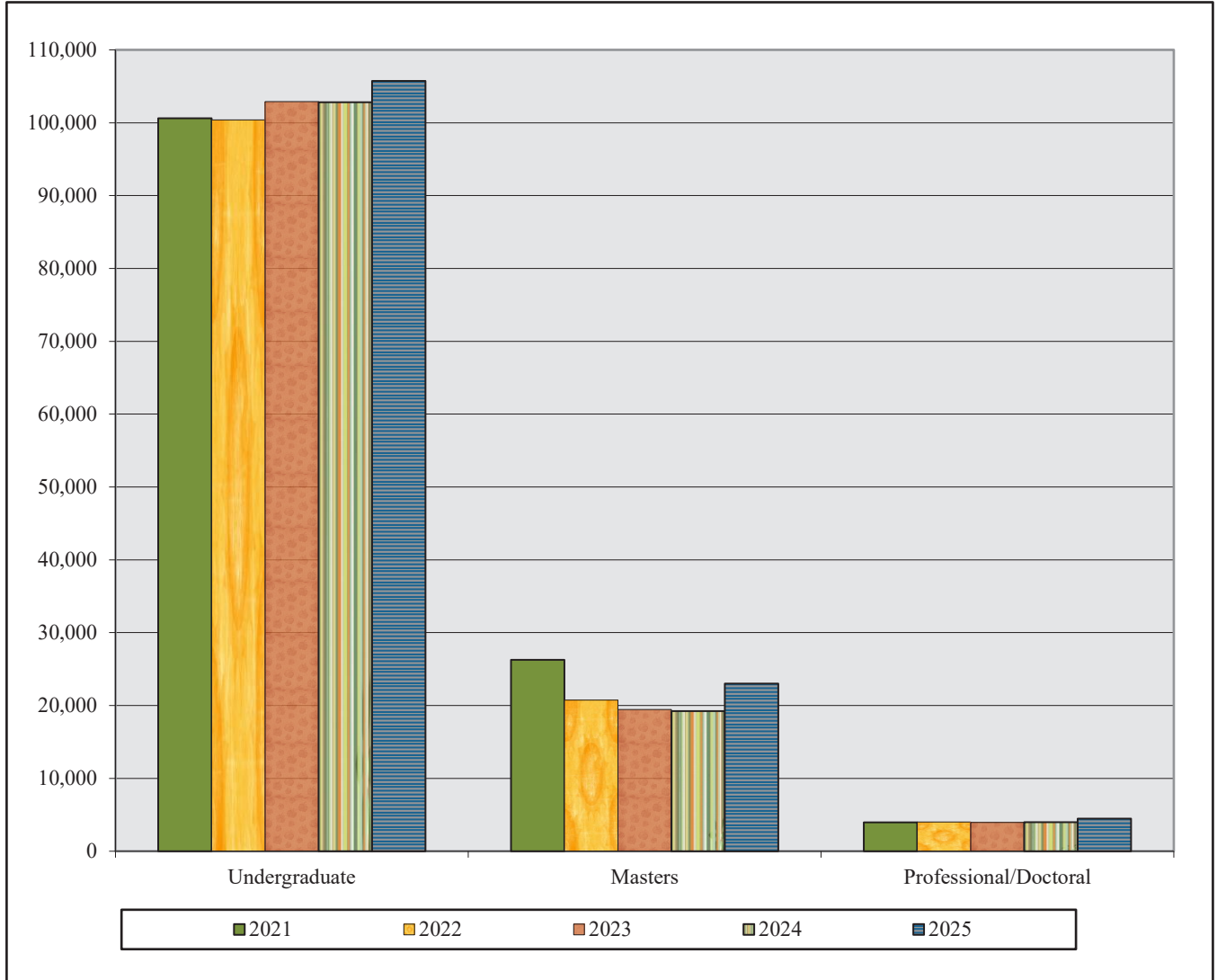
**Denton Campus**  
**Doctoral Enrollment by Major**  
**Fall Semesters, 2016 through 2025**

	<u>2016</u>	<u>2017</u>	<u>2018</u>	<u>2019</u>	<u>2020</u>	<u>2021</u>	<u>2022</u>	<u>2023</u>	<u>2024</u>	<u>2025</u>
<b><u>College of Arts &amp; Sciences</u></b>	<b>214</b>	<b>191</b>	<b>208</b>	<b>203</b>	<b>207</b>	<b>224</b>	<b>231</b>	<b>213</b>	<b>202</b>	<b>208</b>
<b>School of Arts &amp; Design</b>	<b>24</b>	<b>15</b>	<b>19</b>	<b>16</b>	<b>11</b>	<b>23</b>	<b>30</b>	<b>25</b>	<b>26</b>	<b>23</b>
Dance	24	15	19	16	11	23	30	25	26	23
<b>School of Sciences</b>	<b>29</b>	<b>29</b>	<b>27</b>	<b>20</b>	<b>22</b>	<b>25</b>	<b>27</b>	<b>23</b>	<b>22</b>	<b>27</b>
Molecular Biology	29	29	27	20	22	25	27	23	22	27
<b>School of Social Work, Psych, &amp; Philosophy</b>	<b>62</b>	<b>60</b>	<b>58</b>	<b>70</b>	<b>69</b>	<b>74</b>	<b>75</b>	<b>71</b>	<b>65</b>	<b>63</b>
Counseling Psychology	34	32	29	35	37	38	35	30	31	31
School Psychology	28	28	29	35	32	36	40	41	34	32
<b>Language, Culture, &amp; Gender Studies</b>	<b>65</b>	<b>52</b>	<b>61</b>	<b>59</b>	<b>61</b>	<b>57</b>	<b>60</b>	<b>60</b>	<b>59</b>	<b>55</b>
Rhetoric	36	29	32	36	41	39	41	41	40	41
Multicultural Women & Gender Studies	29	23	29	23	20	18	19	19	19	14
<b>Social Sciences &amp; Historical Studies</b>	<b>34</b>	<b>35</b>	<b>43</b>	<b>38</b>	<b>44</b>	<b>45</b>	<b>39</b>	<b>34</b>	<b>30</b>	<b>40</b>
Sociology	34	35	43	38	44	45	39	34	30	40
<b><u>College of Professional Education</u></b>	<b>161</b>	<b>144</b>	<b>153</b>	<b>143</b>	<b>147</b>	<b>135</b>	<b>161</b>	<b>189</b>	<b>207</b>	<b>225</b>
<b>School of Education</b>	<b>30</b>	<b>38</b>	<b>41</b>	<b>41</b>	<b>51</b>	<b>55</b>	<b>88</b>	<b>117</b>	<b>146</b>	<b>175</b>
<b>Educational Leadership</b>	<b>0</b>	<b>0</b>	<b>0</b>	<b>0</b>	<b>0</b>	<b>0</b>	<b>34</b>	<b>64</b>	<b>92</b>	<b>114</b>
Education, Leadership & Organization <sup>1</sup>	0	0	0	0	0	0	34	64	92	114
<b>Literacy &amp; Language</b>	<b>15</b>	<b>18</b>	<b>22</b>	<b>22</b>	<b>30</b>	<b>34</b>	<b>35</b>	<b>39</b>	<b>36</b>	<b>40</b>
Literacy, Language & Culture	15	18	22	22	30	34	35	39	36	40
<b>Special Education</b>	<b>14</b>	<b>19</b>	<b>18</b>	<b>19</b>	<b>21</b>	<b>21</b>	<b>19</b>	<b>14</b>	<b>18</b>	<b>21</b>
<b>School of Human Sciences</b>	<b>129</b>	<b>105</b>	<b>111</b>	<b>102</b>	<b>96</b>	<b>80</b>	<b>73</b>	<b>72</b>	<b>61</b>	<b>50</b>
<b>Human Development &amp; Family Studies</b>	<b>67</b>	<b>54</b>	<b>64</b>	<b>62</b>	<b>65</b>	<b>60</b>	<b>59</b>	<b>54</b>	<b>43</b>	<b>35</b>
Child Development & Early Education	26	20	22	20	22	20	24	24	19	15
Human Development & Family Studies	41	34	42	42	43	40	35	30	24	20
<b>Marriage &amp; Family Therapy</b>	<b>62</b>	<b>51</b>	<b>47</b>	<b>40</b>	<b>31</b>	<b>20</b>	<b>14</b>	<b>18</b>	<b>18</b>	<b>15</b>
<b>INSTITUTE OF HEALTH SCIENCES</b>	<b>167</b>	<b>171</b>	<b>164</b>	<b>160</b>	<b>208</b>	<b>243</b>	<b>261</b>	<b>244</b>	<b>254</b>	<b>297</b>
<b><u>College of Health Sciences</u></b>	<b>129</b>	<b>136</b>	<b>126</b>	<b>117</b>	<b>159</b>	<b>185</b>	<b>204</b>	<b>194</b>	<b>203</b>	<b>244</b>
<b>School of Health Promotion &amp; Kinesiology</b>	<b>92</b>	<b>90</b>	<b>81</b>	<b>77</b>	<b>53</b>	<b>44</b>	<b>36</b>	<b>30</b>	<b>22</b>	<b>24</b>
Health Studies	52	54	50	44	30	25	23	17	11	14
Kinesiology	40	36	31	33	23	19	13	13	11	10
<b>School of Occupational Therapy</b>	<b>26</b>	<b>31</b>	<b>30</b>	<b>26</b>	<b>91</b>	<b>124</b>	<b>153</b>	<b>148</b>	<b>158</b>	<b>177</b>
Occupational Therapy	10	10	15	17	14	19	15	9	10	14
Occupational Therapy-OTD	16	21	15	9	77	105	138	139	148	163
<b>School of Physical Therapy</b>	<b>0</b>	<b>0</b>	<b>0</b>	<b>0</b>	<b>0</b>	<b>0</b>	<b>0</b>	<b>0</b>	<b>0</b>	<b>20</b>
Physical Therapy - DPT	0	0	0	0	0	0	0	0	0	20
<b>Nutrition &amp; Food Sciences</b>	<b>11</b>	<b>15</b>	<b>15</b>	<b>14</b>	<b>15</b>	<b>17</b>	<b>15</b>	<b>16</b>	<b>23</b>	<b>23</b>
Nutrition	11	15	15	14	15	17	15	16	23	23
<b><u>College of Nursing</u></b>	<b>38</b>	<b>35</b>	<b>38</b>	<b>43</b>	<b>49</b>	<b>58</b>	<b>57</b>	<b>50</b>	<b>51</b>	<b>53</b>
Nursing Practice-DNP	0	0	0	0	0	0	0	3	6	15
Nursing Science-PhD	38	35	38	43	49	58	57	47	45	38
<b>Total</b>	<b>542</b>	<b>506</b>	<b>525</b>	<b>506</b>	<b>562</b>	<b>602</b>	<b>653</b>	<b>646</b>	<b>663</b>	<b>730</b>

Notes: <sup>1</sup>New degree program.

Source: TWU, Office of Institutional Research & Data Management, Fact Book 2026.

**Denton Campus  
Semester Credit Hour Production by Level Chart  
Fall Semesters, 2021 through 2025**



Semester Credit Hour Production							
Level	Fall Semester					2024-25 Change	
	2021	2022	2023	2024	2025	Actual	Percent
Undergraduate	100,610	100,387	102,899	102,812	105,726	2,914	2.8%
Masters	26,289	20,746	19,453	19,235	23,010	3,775	19.6%
Special Professional*	0	0	0	0	1,777	1,777	N/A
Doctoral	3,957	4,013	3,951	3,985	2,703	-1,282	-32.2%
<b>Total</b>	<b>130,856</b>	<b>125,146</b>	<b>126,303</b>	<b>126,032</b>	<b>133,216</b>	<b>7,184</b>	<b>5.7%</b>
<b>Annual Percent Change</b>	<b>-1.7%</b>	<b>-4.4%</b>	<b>0.9%</b>	<b>-0.2%</b>	<b>5.7%</b>		

\*DPT courses and starting in 2025FA OTD and DNP courses

**Denton Campus**  
**Semester Credit Hours-Denton Total**  
**Academic Years, 2021-2022 through 2025-2026**

Semester/ Level	Academic Years				
	2021-22	2022-23	2023-24	2024-25	2025-26
<b>Fall</b>	<b>130,856</b>	<b>125,146</b>	<b>126,303</b>	<b>126,032</b>	<b>134,530</b>
Undergraduate Lower	55,428	56,086	60,602	60,437	60,838
Undergraduate Upper	45,182	44,301	42,297	42,375	44,888
Masters	26,225	20,746	19,453	19,235	23,034
Special Professional	0	0	0	0	1,777
Doctoral	4,021	4,013	3,951	3,985	3,993
<b>Spring</b>	<b>118,602</b>	<b>113,379</b>	<b>111,941</b>	<b>114,895</b>	<b>123,117</b>
Undergraduate Lower	45,449	46,493	47,722	49,905	50,158
Undergraduate Upper	44,834	43,440	42,444	42,480	46,008
Masters	25,072	19,720	18,195	18,390	22,102
Special Professional	0	0	0	0	1,437
Doctoral	3,247	3,726	3,580	4,120	3,412
<b>Summer</b>	<b>39,017</b>	<b>39,548</b>	<b>38,794</b>	<b>46,661</b>	<b>0</b>
Undergraduate Lower	9,516	10,415	10,027	12,581	0
Undergraduate Upper	12,894	12,477	12,756	13,231	0
Masters	13,368	13,180	12,709	17,558	0
Special Professional	0	0	0	957	0
Doctoral	3,239	3,476	3,302	2,334	0
<b>Total</b>	<b>288,475</b>	<b>278,073</b>	<b>277,038</b>	<b>287,588</b>	<b>257,647</b>
Undergraduate Lower	110,393	112,994	118,351	122,923	110,996
Undergraduate Upper	102,910	100,218	97,497	98,086	90,896
Masters	64,665	53,646	50,357	55,183	45,136
Special Professional	0	0	0	957	3,214
Doctoral	10,507	11,215	10,833	10,439	7,405

**Denton Campus  
Semester Credit Hours-College of Arts and Sciences  
Academic Years, 2021-2022 through 2025-2026**

Semester/ Level	Academic Years				
	2021-22	2022-23	2023-24	2024-25	2025-26
<b>Fall</b>	<b>70,239</b>	<b>70,093</b>	<b>73,416</b>	<b>73,151</b>	<b>74,170</b>
Undergraduate Lower	45,835	46,353	50,706	50,187	50,249
Undergraduate Upper	19,111	18,818	18,200	18,245	19,038
Masters	3,699	3,586	3,262	3,581	3,751
Doctoral	1,594	1,336	1,248	1,138	1,132
<b>Spring</b>	<b>61,730</b>	<b>62,466</b>	<b>62,768</b>	<b>64,209</b>	<b>65,812</b>
Undergraduate Lower	38,246	39,475	40,608	42,150	42,768
Undergraduate Upper	18,638	18,521	18,242	17,773	18,587
Masters	3,359	3,042	2,552	3,090	3,218
Doctoral	1,487	1,428	1,366	1,196	1,239
<b>Summer</b>	<b>13,667</b>	<b>14,108</b>	<b>13,863</b>	<b>16,297</b>	<b>0</b>
Undergraduate Lower	7,258	8,148	7,642	10,048	0
Undergraduate Upper	4,109	3,870	4,017	3,880	0
Masters	1,415	1,113	1,387	1,594	0
Doctoral	885	977	817	775	0
<b>Total</b>	<b>145,636</b>	<b>146,667</b>	<b>150,047</b>	<b>153,657</b>	<b>139,982</b>
Undergraduate Lower	91,339	93,976	98,956	102,385	93,017
Undergraduate Upper	41,858	41,209	40,459	39,898	37,625
Masters	8,473	7,741	7,201	8,265	6,969
Doctoral	3,966	3,741	3,431	3,109	2,371

**Denton Campus**  
**Semester Credit Hours-Doswell School of Aeronautical Sciences**  
**Academic Years, 2021-2022 through 2025-2026**

Semester/ Level	Academic Years				
	2021-22	2022-23	2023-24	2024-25	2025-26
<b>Fall</b>	<b>0</b>	<b>0</b>	<b>0</b>	<b>148</b>	<b>517</b>
Undergraduate Lower	0	0	0	148	517
Undergraduate Upper	0	0	0	0	0
Masters	0	0	0	0	0
Doctoral	0	0	0	0	0
<b>Spring</b>	<b>0</b>	<b>0</b>	<b>0</b>	<b>321</b>	<b>685</b>
Undergraduate Lower	0	0	0	321	655
Undergraduate Upper	0	0	0	0	30
Masters	0	0	0	0	0
Doctoral	0	0	0	0	0
<b>Summer</b>	<b>0</b>	<b>0</b>	<b>0</b>	<b>141</b>	<b>0</b>
Undergraduate Lower	0	0	0	141	0
Undergraduate Upper	0	0	0	0	0
Masters	0	0	0	0	0
Doctoral	0	0	0	0	0
<b>Total</b>	<b>0</b>	<b>0</b>	<b>0</b>	<b>610</b>	<b>1,202</b>
Undergraduate Lower	0	0	0	610	1,172
Undergraduate Upper	0	0	0	0	30
Masters	0	0	0	0	0
Doctoral	0	0	0	0	0

**Denton Campus  
Semester Credit Hours-School of Arts & Design  
Academic Years, 2021-2022 through 2025-2026**

Semester/ Level	Academic Years				
	2021-22	2022-23	2023-24	2024-25	2025-26
<b>Fall</b>	<b>8,170</b>	<b>8,858</b>	<b>9,696</b>	<b>9,346</b>	<b>8,960</b>
Undergraduate Lower	3,910	4,365	5,509	4,957	4,716
Undergraduate Upper	3,285	3,607	3,430	3,652	3,575
Masters	837	715	634	635	582
Doctoral	138	171	123	102	87
<b>Spring</b>	<b>7,469</b>	<b>7,896</b>	<b>8,024</b>	<b>7,867</b>	<b>7,805</b>
Undergraduate Lower	3,165	3,623	3,787	3,622	3,613
Undergraduate Upper	3,359	3,427	3,485	3,508	3,514
Masters	807	690	629	641	600
Doctoral	138	156	123	96	78
<b>Summer</b>	<b>923</b>	<b>702</b>	<b>678</b>	<b>889</b>	<b>0</b>
Undergraduate Lower	225	237	138	330	0
Undergraduate Upper	406	336	349	445	0
Masters	208	60	110	96	0
Doctoral	84	69	81	18	0
<b>Total</b>	<b>16,562</b>	<b>17,456</b>	<b>18,398</b>	<b>18,102</b>	<b>16,765</b>
Undergraduate Lower	7,300	8,225	9,434	8,909	8,329
Undergraduate Upper	7,050	7,370	7,264	7,605	7,089
Masters	1,852	1,465	1,373	1,372	1,182
Doctoral	360	396	327	216	165

**Denton Campus**  
**Semester Credit Hours-School of Sciences**  
**Academic Years, 2021-2022 through 2025-2026**

Semester/ Level	Academic Years				
	2021-22	2022-23	2023-24	2024-25	2025-26
<b>Fall</b>	<b>24,611</b>	<b>24,528</b>	<b>24,492</b>	<b>24,960</b>	<b>26,075</b>
Undergraduate Lower	18,362	18,617	18,531	18,366	19,309
Undergraduate Upper	4,789	4,444	4,419	4,811	4,958
Masters	1,224	1,289	1,390	1,656	1,684
Doctoral	236	178	152	127	124
<b>Spring</b>	<b>21,448</b>	<b>21,900</b>	<b>21,241</b>	<b>21,660</b>	<b>22,667</b>
Undergraduate Lower	15,316	16,278	15,539	15,693	16,207
Undergraduate Upper	4,861	4,375	4,479	4,446	5,053
Masters	1,100	1,074	1,051	1,395	1,278
Doctoral	171	173	172	126	129
<b>Summer</b>	<b>4,380</b>	<b>4,887</b>	<b>5,307</b>	<b>6,719</b>	<b>0</b>
Undergraduate Lower	2,828	3,405	3,474	4,895	0
Undergraduate Upper	723	734	846	683	0
Masters	763	685	933	1,108	0
Doctoral	66	63	54	33	0
<b>Total</b>	<b>50,439</b>	<b>51,315</b>	<b>51,040</b>	<b>53,339</b>	<b>48,742</b>
Undergraduate Lower	36,506	38,300	37,544	38,954	35,516
Undergraduate Upper	10,373	9,553	9,744	9,940	10,011
Masters	3,087	3,048	3,374	4,159	2,962
Doctoral	473	414	378	286	253

**Denton Campus**  
**Semester Credit Hours-School of Social Work, Psychology, & Philosophy**  
**Academic Years, 2021-2022 through 2025-2026**

Semester/ Level	Academic Years				
	2021-22	2022-23	2023-24	2024-25	2025-26
<b>Fall</b>	<b>14,160</b>	<b>13,707</b>	<b>14,596</b>	<b>14,530</b>	<b>15,052</b>
Undergraduate Lower	6,970	6,496	7,844	7,813	7,914
Undergraduate Upper	5,433	5,724	5,509	5,400	5,635
Masters	948	867	629	720	900
Doctoral	809	620	614	597	603
<b>Spring</b>	<b>12,588</b>	<b>12,576</b>	<b>12,175</b>	<b>12,772</b>	<b>13,340</b>
Undergraduate Lower	5,422	4,838	5,106	5,840	6,051
Undergraduate Upper	5,591	6,237	6,002	5,729	5,828
Masters	810	792	428	610	830
Doctoral	765	709	639	593	631
<b>Summer</b>	<b>3,402</b>	<b>3,419</b>	<b>3,025</b>	<b>3,156</b>	<b>0</b>
Undergraduate Lower	1,259	1,278	958	1,136	0
Undergraduate Upper	1,495	1,456	1,445	1,426	0
Masters	150	149	161	147	0
Doctoral	498	536	461	447	0
<b>Total</b>	<b>30,150</b>	<b>29,702</b>	<b>29,796</b>	<b>30,458</b>	<b>28,392</b>
Undergraduate Lower	13,651	12,612	13,908	14,789	13,965
Undergraduate Upper	12,519	13,417	12,956	12,555	11,463
Masters	1,908	1,808	1,218	1,477	1,730
Doctoral	2,072	1,865	1,714	1,637	1,234

**Denton Campus**  
**Semester Credit Hours-Merrilee Alexander Kick College of Business & Entrepreneurship**  
**Academic Years, 2021-2022 through 2025-2026**

Semester/ Level	Academic Years				
	2021-22	2022-23	2023-24	2024-25	2025-26
<b>Fall</b>	<b>17,070</b>	<b>16,686</b>	<b>16,701</b>	<b>16,239</b>	<b>16,992</b>
Undergraduate Lower	1,908	2,079	2,412	2,064	2,226
Undergraduate Upper	8,403	8,487	8,679	8,835	9,459
Masters	6,759	6,120	5,610	5,340	5,307
Doctoral	0	0	0	0	0
<b>Spring</b>	<b>16,872</b>	<b>16,449</b>	<b>16,443</b>	<b>16,698</b>	<b>16,893</b>
Undergraduate Lower	1,875	1,989	2,001	2,148	2,109
Undergraduate Upper	8,034	8,247	8,655	9,207	9,312
Masters	6,963	6,213	5,787	5,343	5,472
Doctoral	0	0	0	0	0
<b>Summer</b>	<b>8,583</b>	<b>8,403</b>	<b>8,712</b>	<b>9,042</b>	<b>0</b>
Undergraduate Lower	711	870	930	930	0
Undergraduate Upper	3,507	3,615	3,642	3,870	0
Masters	4,365	3,918	4,140	4,242	0
Doctoral	0	0	0	0	0
<b>Total</b>	<b>42,525</b>	<b>41,538</b>	<b>41,856</b>	<b>41,979</b>	<b>33,885</b>
Undergraduate Lower	4,494	4,938	5,343	5,142	4,335
Undergraduate Upper	19,944	20,349	20,976	21,912	18,771
Masters	18,087	16,251	15,537	14,925	10,779
Doctoral	0	0	0	0	0

**Denton Campus**  
**Semester Credit Hours-College of Professional Education**  
**Academic Years, 2021-2022 through 2025-2026**

Semester/ Level	Academic Years				
	2021-22	2022-23	2023-24	2024-25	2025-26
<b>Fall</b>	<b>19,544</b>	<b>18,890</b>	<b>17,756</b>	<b>17,502</b>	<b>17,360</b>
Undergraduate Lower	2,830	2,746	2,658	2,669	2,708
Undergraduate Upper	7,739	7,418	6,772	6,480	6,640
Masters	8,310	7,942	7,540	7,408	7,129
Doctoral	665	784	786	945	883
<b>Spring</b>	<b>18,930</b>	<b>17,803</b>	<b>16,904</b>	<b>17,772</b>	<b>17,570</b>
Undergraduate Lower	2,113	2,049	1,856	2,025	1,964
Undergraduate Upper	7,854	7,388	7,061	7,416	7,846
Masters	8,335	7,561	7,218	7,391	6,777
Doctoral	628	805	769	940	983
<b>Summer</b>	<b>8,710</b>	<b>8,609</b>	<b>8,576</b>	<b>8,817</b>	<b>0</b>
Undergraduate Lower	708	657	678	672	0
Undergraduate Upper	2,157	2,112	2,330	2,446	0
Masters	5,195	5,069	4,758	4,929	0
Doctoral	650	771	810	770	0
<b>Total</b>	<b>47,184</b>	<b>45,302</b>	<b>43,236</b>	<b>44,091</b>	<b>34,930</b>
Undergraduate Lower	5,651	5,452	5,192	5,366	4,672
Undergraduate Upper	17,750	16,918	16,163	16,342	14,486
Masters	21,840	20,572	19,516	19,728	13,906
Doctoral	1,943	2,360	2,365	2,655	1,866

**Denton Campus**  
**Semester Credit Hours-School of Education**  
**Academic Years, 2021-2022 through 2025-2026**

Semester/ Level	Academic Years				
	2021-22	2022-23	2023-24	2024-25	2025-26
<b>Fall</b>	<b>8,206</b>	<b>8,226</b>	<b>7,748</b>	<b>7,625</b>	<b>7,390</b>
Undergraduate Lower	897	972	1,011	954	900
Undergraduate Upper	5,312	5,210	4,843	4,665	4,663
Masters	1,661	1,560	1,408	1,371	1,149
Doctoral	336	484	486	635	678
<b>Spring</b>	<b>8,070</b>	<b>7,798</b>	<b>7,174</b>	<b>7,447</b>	<b>7,068</b>
Undergraduate Lower	1,047	927	909	903	762
Undergraduate Upper	5,004	4,880	4,354	4,488	4,411
Masters	1,641	1,447	1,395	1,320	1,104
Doctoral	378	544	516	736	791
<b>Summer</b>	<b>3,083</b>	<b>3,140</b>	<b>3,393</b>	<b>3,381</b>	<b>0</b>
Undergraduate Lower	276	291	300	234	0
Undergraduate Upper	1,320	1,245	1,484	1,513	0
Masters	1,094	1,094	960	994	0
Doctoral	393	510	649	640	0
<b>Total</b>	<b>19,359</b>	<b>19,164</b>	<b>18,315</b>	<b>18,453</b>	<b>14,458</b>
Undergraduate Lower	2,220	2,190	2,220	2,091	1,662
Undergraduate Upper	11,636	11,335	10,681	10,666	9,074
Masters	4,396	4,101	3,763	3,685	2,253
Doctoral	1,107	1,538	1,651	2,011	1,469

**Denton Campus**  
**Semester Credit Hours-School of Human Sciences**  
**Academic Years, 2021-2022 through 2025-2026**

Semester/ Level	Academic Years				
	2021-22	2022-23	2023-24	2024-25	2025-26
<b>Fall</b>	<b>7,369</b>	<b>7,069</b>	<b>6,740</b>	<b>6,687</b>	<b>6,671</b>
Undergraduate Lower	1,933	1,774	1,647	1,715	1,808
Undergraduate Upper	2,013	1,890	1,653	1,530	1,758
Masters	3,094	3,105	3,140	3,132	2,900
Doctoral	329	300	300	310	205
<b>Spring</b>	<b>7,154</b>	<b>6,831</b>	<b>6,651</b>	<b>7,166</b>	<b>7,421</b>
Undergraduate Lower	1,066	1,122	947	1,122	1,202
Undergraduate Upper	2,673	2,331	2,458	2,718	3,240
Masters	3,165	3,117	2,993	3,122	2,787
Doctoral	250	261	253	204	192
<b>Summer</b>	<b>3,508</b>	<b>3,655</b>	<b>3,422</b>	<b>3,444</b>	<b>0</b>
Undergraduate Lower	432	366	378	438	0
Undergraduate Upper	837	867	846	846	0
Masters	1,982	2,161	2,037	2,030	0
Doctoral	257	261	161	130	0
<b>Total</b>	<b>18,031</b>	<b>17,555</b>	<b>16,813</b>	<b>17,297</b>	<b>14,092</b>
Undergraduate Lower	3,431	3,262	2,972	3,275	3,010
Undergraduate Upper	5,523	5,088	4,957	5,094	4,998
Masters	8,241	8,383	8,170	8,284	5,687
Doctoral	836	822	714	644	397

**Denton Campus**  
**Semester Credit Hours-School of Library and Information Studies**  
**Academic Years, 2021-2022 through 2025-2026**

Semester/ Level	Academic Years				
	2021-22	2022-23	2023-24	2024-25	2025-26
<b>Fall</b>	<b>3,969</b>	<b>3,595</b>	<b>3,268</b>	<b>3,190</b>	<b>3,299</b>
Undergraduate Lower	0	0	0	0	0
Undergraduate Upper	414	318	276	285	219
Masters	3,555	3,277	2,992	2,905	3,080
Doctoral	0	0	0	0	0
<b>Spring</b>	<b>3,706</b>	<b>3,174</b>	<b>3,079</b>	<b>3,159</b>	<b>3,081</b>
Undergraduate Lower	0	0	0	0	0
Undergraduate Upper	177	177	249	210	195
Masters	3,529	2,997	2,830	2,949	2,886
Doctoral	0	0	0	0	0
<b>Summer</b>	<b>2,119</b>	<b>1,814</b>	<b>1,761</b>	<b>1,992</b>	<b>0</b>
Undergraduate Lower	0	0	0	0	0
Undergraduate Upper	0	0	0	87	0
Masters	2,119	1,814	1,761	1,905	0
Doctoral	0	0	0	0	0
<b>Total</b>	<b>9,794</b>	<b>8,583</b>	<b>8,108</b>	<b>8,341</b>	<b>6,380</b>
Undergraduate Lower	0	0	0	0	0
Undergraduate Upper	591	495	525	582	414
Masters	9,203	8,088	7,583	7,759	5,966
Doctoral	0	0	0	0	0

**Denton Campus**  
**Semester Credit Hours-College of Health Sciences**  
**Academic Years, 2021-2022 through 2025-2026**

Semester/ Level	Academic Years				
	2021-22	2022-23	2023-24	2024-25	2025-26
<b>Fall</b>	<b>19,565</b>	<b>17,818</b>	<b>16,757</b>	<b>17,342</b>	<b>19,755</b>
Undergraduate Lower	3,801	3,733	3,572	4,047	4,343
Undergraduate Upper	9,505	9,217	8,371	8,583	8,832
Masters	4,758	3,098	3,041	2,906	2,966
Special Professional	0	0	0	0	1,777
Doctoral	1,501	1,770	1,773	1,806	1,837
<b>Spring</b>	<b>16,806</b>	<b>16,104</b>	<b>15,420</b>	<b>15,795</b>	<b>16,718</b>
Undergraduate Lower	3,125	2,893	3,188	3,491	3,234
Undergraduate Upper	9,812	8,937	8,218	7,853	8,414
Masters	2,843	2,904	2,638	2,566	2,578
Special Professional	0	0	0	0	1,437
Doctoral	1,026	1,370	1,376	1,885	1,055
<b>Summer</b>	<b>7,802</b>	<b>8,124</b>	<b>7,439</b>	<b>8,729</b>	<b>0</b>
Undergraduate Lower	839	740	777	931	0
Undergraduate Upper	2,965	2,732	2,644	2,922	0
Masters	2,393	3,080	2,424	3,181	0
Special Professional	0	0	0	957	0
Doctoral	1,605	1,572	1,594	738	0
<b>Total</b>	<b>44,173</b>	<b>42,046</b>	<b>39,616</b>	<b>41,866</b>	<b>36,473</b>
Undergraduate Lower	7,765	7,366	7,537	8,469	7,577
Undergraduate Upper	22,282	20,886	19,233	19,358	17,246
Masters	9,994	9,082	8,103	8,653	5,544
Special Professional	0	0	0	957	3,214
Doctoral	4,132	4,712	4,743	4,429	2,892

**Denton Campus**  
**Semester Credit Hours-School of Health Promotion and Kineiology**  
**Academic Years, 2021-2022 through 2025-2026**

Semester/ Level	Academic Years				
	2021-22	2022-23	2023-24	2024-25	2025-26
<b>Fall</b>	<b>8,702</b>	<b>8,494</b>	<b>7,774</b>	<b>7,953</b>	<b>7,920</b>
Undergraduate Lower	2,026	2,049	2,089	2,028	2,077
Undergraduate Upper	5,825	5,709	5,053	5,408	5,289
Masters	720	591	489	381	405
Doctoral	131	145	143	136	149
<b>Spring</b>	<b>8,527</b>	<b>7,487</b>	<b>7,511</b>	<b>7,124</b>	<b>7,267</b>
Undergraduate Lower	1,798	1,432	1,843	1,819	1,586
Undergraduate Upper	5,995	5,486	5,062	4,821	5,146
Masters	525	366	444	261	249
Doctoral	209	203	162	223	286
<b>Summer</b>	<b>3,171</b>	<b>2,595</b>	<b>2,274</b>	<b>2,522</b>	<b>0</b>
Undergraduate Lower	434	284	294	372	0
Undergraduate Upper	2,236	1,911	1,659	1,742	0
Masters	363	309	210	252	0
Doctoral	138	91	111	156	0
<b>Total</b>	<b>20,400</b>	<b>18,576</b>	<b>17,559</b>	<b>17,599</b>	<b>15,187</b>
Undergraduate Lower	4,258	3,765	4,226	4,219	3,663
Undergraduate Upper	14,056	13,106	11,774	11,971	10,435
Masters	1,608	1,266	1,143	894	654
Doctoral	478	439	416	515	435

**Denton Campus**  
**Semester Credit Hours-School of Occupational Therapy**  
**Academic Years, 2021-2022 through 2025-2026**

Semester/ Level	Academic Years				
	2021-22	2022-23	2023-24	2024-25	2025-26
<b>Fall</b>	<b>2,991</b>	<b>1,594</b>	<b>1,586</b>	<b>1,613</b>	<b>2,940</b>
Undergraduate Lower	0	0	0	0	0
Undergraduate Upper	0	0	0	0	0
Masters	1,656	0	0	0	0
Special Professional	0	0	0	0	1,327
Doctoral	1,335	1,594	1,586	1,613	1,613
<b>Spring</b>	<b>825</b>	<b>1,116</b>	<b>1,125</b>	<b>1,566</b>	<b>1,602</b>
Undergraduate Lower	0	0	0	0	0
Undergraduate Upper	0	0	0	0	0
Masters	60	0	0	0	0
Special Professional	0	0	0	0	989
Doctoral	765	1,116	1,125	1,566	613
<b>Summer</b>	<b>1,440</b>	<b>1,458</b>	<b>1,451</b>	<b>1,503</b>	<b>0</b>
Undergraduate Lower	0	0	0	0	0
Undergraduate Upper	0	0	0	0	0
Masters	0	0	0	0	0
Special Professional	0	0	0	957	0
Doctoral	1,440	1,458	1,451	546	0
<b>Total</b>	<b>5,256</b>	<b>4,168</b>	<b>4,162</b>	<b>4,682</b>	<b>4,542</b>
Undergraduate Lower	0	0	0	0	0
Undergraduate Upper	0	0	0	0	0
Masters	1,716	0	0	0	0
Special Professional	0	0	0	957	2,316
Doctoral	3,540	4,168	4,162	3,725	2,226

**Denton Campus**  
**Semester Credit Hours-School of Physical Therapy**  
**Academic Years, 2021-2022 through 2025-2026**

Semester/ Level	Academic Years				
	2021-22	2022-23	2023-24	2024-25	2025-26
<b>Fall</b>	<b>0</b>	<b>0</b>	<b>0</b>	<b>0</b>	<b>11</b>
Undergraduate Lower	0	0	0	0	0
Undergraduate Upper	0	0	0	0	0
Masters	0	0	0	0	0
Special Professional	0	0	0	0	450
Doctoral	0	0	0	0	11
<b>Spring</b>	<b>0</b>	<b>0</b>	<b>0</b>	<b>0</b>	<b>54</b>
Undergraduate Lower	0	0	0	0	0
Undergraduate Upper	0	0	0	0	0
Masters	0	0	0	0	0
Special Professional	0	0	0	0	448
Doctoral	0	0	0	0	54
<b>Summer</b>	<b>0</b>	<b>0</b>	<b>0</b>	<b>0</b>	<b>0</b>
Undergraduate Lower	0	0	0	0	0
Undergraduate Upper	0	0	0	0	0
Masters	0	0	0	0	0
Special Professional	0	0	0	0	0
Doctoral	0	0	0	0	0
<b>Total</b>	<b>0</b>	<b>0</b>	<b>0</b>	<b>0</b>	<b>963</b>
Undergraduate Lower	0	0	0	0	0
Undergraduate Upper	0	0	0	0	0
Masters	0	0	0	0	0
Special Professional	0	0	0	0	898
Doctoral	0	0	0	0	65

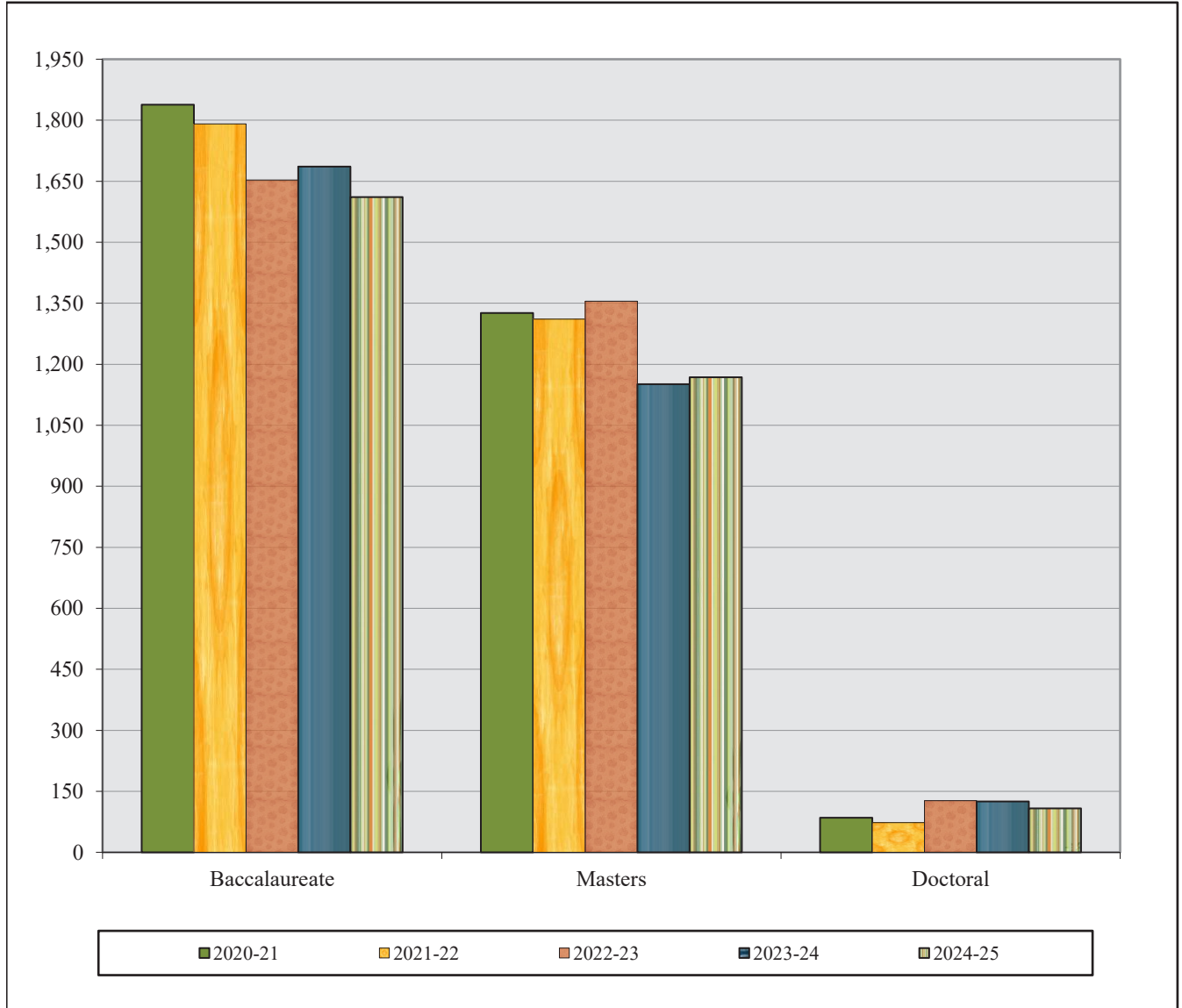
**Denton Campus  
Semester Credit Hours-College of Nursing  
Academic Years, 2021-2022 through 2025-2026**

Semester/ Level	Academic Years				
	2021-22	2022-23	2023-24	2024-25	2025-26
<b>Fall</b>	<b>3,384</b>	<b>484</b>	<b>419</b>	<b>328</b>	<b>4,941</b>
Undergraduate Lower	0	0	0	0	0
Undergraduate Upper	424	361	275	232	919
Masters	2,699	0	0	0	3,881
Doctoral	261	123	144	96	141
<b>Spring</b>	<b>4,174</b>	<b>470</b>	<b>337</b>	<b>330</b>	<b>6,041</b>
Undergraduate Lower	0	0	0	0	0
Undergraduate Upper	496	347	268	231	1,849
Masters	3,572	0	0	0	4,057
Doctoral	106	123	69	99	135
<b>Summer</b>	<b>255</b>	<b>304</b>	<b>177</b>	<b>3,776</b>	<b>0</b>
Undergraduate Lower	0	0	0	0	0
Undergraduate Upper	156	148	96	113	0
Masters	0	0	0	3,612	0
Doctoral	99	156	81	51	0
<b>Total</b>	<b>7,813</b>	<b>1,258</b>	<b>933</b>	<b>4,434</b>	<b>10,982</b>
Undergraduate Lower	0	0	0	0	0
Undergraduate Upper	1,076	856	639	576	2,768
Masters	6,271	0	0	3,612	7,938
Doctoral	466	402	294	246	276

**Denton Campus**  
**Semester Credit Hours-University (UNIV)**  
**Academic Years, 2021-2022 through 2025-2026**

Semester/ Level	Academic Years				
	2021-22	2022-23	2023-24	2024-25	2025-26
<b>Fall</b>	<b>1,054</b>	<b>1,175</b>	<b>1,254</b>	<b>1,470</b>	<b>1,312</b>
Undergraduate Lower	1,054	1,175	1,254	1,470	1,312
Undergraduate Upper	0	0	0	0	0
Masters	0	0	0	0	0
Doctoral	0	0	0	0	0
<b>Spring</b>	<b>90</b>	<b>87</b>	<b>69</b>	<b>91</b>	<b>83</b>
Undergraduate Lower	90	87	69	91	83
Undergraduate Upper	0	0	0	0	0
Masters	0	0	0	0	0
Doctoral	0	0	0	0	0
<b>Summer</b>	<b>0</b>	<b>0</b>	<b>27</b>	<b>0</b>	<b>0</b>
Undergraduate Lower	0	0	0	0	0
Undergraduate Upper	0	0	27	0	0
Masters	0	0	0	0	0
Doctoral	0	0	0	0	0
<b>Total</b>	<b>1,144</b>	<b>1,262</b>	<b>1,350</b>	<b>1,561</b>	<b>1,395</b>
Undergraduate Lower	1,144	1,262	1,323	1,561	1,395
Undergraduate Upper	0	0	27	0	0
Masters	0	0	0	0	0
Doctoral	0	0	0	0	0

**Denton Campus  
Degrees Conferred by Level Chart  
Academic Years, 2020-2021 through 2024-2025**



Denton Campus Degrees Conferred							
Degree Level	Academic Years					AY 24 to 25 Change	
	2020-21	2021-22	2022-23	2023-24	2024-25	Actual	Percent
Baccalaureate	1,838	1,791	1,653	1,686	1,611	-75	-4.4%
Masters	1,326	1,311	1,355	1,151	1,168	17	1.5%
Doctoral	85	73	127	125	108	-17	-13.6%
<b>Total</b>	<b>3,249</b>	<b>3,175</b>	<b>3,135</b>	<b>2,962</b>	<b>2,887</b>	<b>-75</b>	<b>-2.5%</b>
<b>Annual Percent Change</b>	<b>8.3%</b>	<b>-2.3%</b>	<b>-1.3%</b>	<b>-5.5%</b>	<b>-2.5%</b>		

**Denton Campus**  
**Undergraduate Degrees Conferred by Major**  
**Academic Years, 2020-2021 through 2024-2025**

	<u>2020-21</u>	<u>2021-22</u>	<u>2022-23</u>	<u>2023-24</u>	<u>2024-25</u>
<b><u>College of Arts &amp; Sciences</u></b>	<b>862</b>	<b>839</b>	<b>782</b>	<b>828</b>	<b>785</b>
<b>School of Arts &amp; Design</b>	<b>114</b>	<b>111</b>	<b>97</b>	<b>106</b>	<b>113</b>
<b>Dance</b>	<b>20</b>	<b>27</b>	<b>17</b>	<b>17</b>	<b>14</b>
Dance	20	27	27	27	27
<b>Fashion &amp; Textiles</b>	<b>25</b>	<b>21</b>	<b>12</b>	<b>19</b>	<b>13</b>
Fashion Design	8	9	9	8	5
Fashion Merchandising	17	12	3	11	8
<b>Music</b>	<b>29</b>	<b>24</b>	<b>35</b>	<b>35</b>	<b>35</b>
Music	18	19	20	25	25
Music Therapy	11	5	15	10	10
<b>Theatre</b>	<b>10</b>	<b>12</b>	<b>10</b>	<b>8</b>	<b>14</b>
<b>Visual Arts</b>	<b>30</b>	<b>27</b>	<b>23</b>	<b>27</b>	<b>37</b>
Art	30	27	23	27	37
<b>School of Sciences</b>	<b>187</b>	<b>189</b>	<b>175</b>	<b>164</b>	<b>185</b>
<b>Biology</b>	<b>92</b>	<b>105</b>	<b>98</b>	<b>87</b>	<b>110</b>
Biology	84	100	91	76	100
Medical Laboratory Sciences	8	5	7	11	10
<b>Chemistry &amp; Biochemistry</b>	<b>21</b>	<b>20</b>	<b>14</b>	<b>12</b>	<b>12</b>
Biochemistry	18	15	12	10	11
Chemistry	3	5	2	2	1
<b>Computer Science</b>	<b>55</b>	<b>51</b>	<b>51</b>	<b>55</b>	<b>48</b>
Computer Science	32	33	42	29	34
Health Informatics	19	10	4	19	8
Data Science & Informatics	4	8	5	7	6
<b>Mathematics</b>	<b>19</b>	<b>13</b>	<b>12</b>	<b>10</b>	<b>15</b>
<b>School of Social Work, Psych, &amp; Philosophy</b>	<b>171</b>	<b>200</b>	<b>190</b>	<b>208</b>	<b>198</b>
Psychology	123	150	144	170	157
Social Work	48	50	46	38	41
<b>Language, Culture, &amp; Gender Studies</b>	<b>28</b>	<b>29</b>	<b>23</b>	<b>36</b>	<b>28</b>
English	28	29	22	36	25
Multicultural Women & Gender Studies	0	0	1	0	3
<b>Social Sciences &amp; Historical Studies</b>	<b>138</b>	<b>119</b>	<b>118</b>	<b>92</b>	<b>73</b>
History	23	18	11	12	10
Political Science	22	34	32	21	15
Criminal Justice	31	26	29	24	22
Sociology	62	41	46	35	26
<b>Interdepartmental</b>	<b>224</b>	<b>191</b>	<b>179</b>	<b>222</b>	<b>188</b>
General Studies	221	190	173	215	182
Professional Studies	3	1	6	7	6
<b><u>MAK College of Business &amp; Entrepreneurship</u></b>	<b>282</b>	<b>248</b>	<b>254</b>	<b>265</b>	<b>279</b>
<b>Accounting &amp; Finance</b>	<b>57</b>	<b>59</b>	<b>34</b>	<b>48</b>	<b>53</b>
Accounting	31	23	22	28	35
Finance	26	36	12	20	18

**Denton Campus**  
**Undergraduate Degrees Conferred by Major**  
**Academic Years, 2020-2021 through 2024-2025**

	<u>2020-21</u>	<u>2021-22</u>	<u>2022-23</u>	<u>2023-24</u>	<u>2024-25</u>
<b>Management &amp; Marketing</b>	<b>225</b>	<b>179</b>	<b>175</b>	<b>166</b>	<b>159</b>
Business-BAAS <sup>1</sup>	9	2	0	0	0
Business Administration	71	59	67	63	55
General Business-BAS <sup>1</sup>	3	0	0	1	0
Human Resources	48	35	38	40	36
Management	38	40	27	30	31
Marketing	56	43	43	32	37
<b>Healthcare Administration</b>	<b>0</b>	<b>10</b>	<b>45</b>	<b>51</b>	<b>67</b>
<b><u>College of Professional Education</u></b>	<b>227</b>	<b>270</b>	<b>260</b>	<b>248</b>	<b>238</b>
<b>School of Education</b>	<b>112</b>	<b>161</b>	<b>166</b>	<b>135</b>	<b>156</b>
<b>Early Childhood Education<sup>2</sup></b>	<b>0</b>	<b>0</b>	<b>0</b>	<b>0</b>	<b>3</b>
<b>Teacher Education</b>	<b>112</b>	<b>161</b>	<b>166</b>	<b>135</b>	<b>153</b>
Education	112	161	166	135	153
<b>School of Human Sciences</b>	<b>115</b>	<b>109</b>	<b>94</b>	<b>113</b>	<b>82</b>
<b>Human Development &amp; Family Studies</b>	<b>115</b>	<b>109</b>	<b>94</b>	<b>113</b>	<b>82</b>
Child Development	93	84	74	88	72
Family and Consumer Sciences	4	3	3	3	0
Family Studies	18	22	17	22	10
<b><u>College of Health Sciences</u></b>	<b>431</b>	<b>398</b>	<b>332</b>	<b>322</b>	<b>294</b>
<b>School of Health Promotion &amp; Kinesiology</b>	<b>248</b>	<b>200</b>	<b>181</b>	<b>155</b>	<b>171</b>
<b>Health Studies</b>	<b>112</b>	<b>87</b>	<b>64</b>	<b>45</b>	<b>48</b>
Health Studies	89	70	55	36	32
Health Sciences-BAAS	9	9	6	5	7
Health Studies-BAS	14	8	3	4	4
Public Health <sup>2</sup>	0	0	0	0	5
<b>Kinesiology</b>	<b>136</b>	<b>113</b>	<b>117</b>	<b>110</b>	<b>123</b>
<b>Communication Science &amp; Oral Health</b>	<b>82</b>	<b>99</b>	<b>80</b>	<b>92</b>	<b>67</b>
<b>Communication Science</b>	<b>39</b>	<b>37</b>	<b>36</b>	<b>31</b>	<b>18</b>
<b>Dental Hygiene</b>	<b>43</b>	<b>62</b>	<b>44</b>	<b>61</b>	<b>49</b>
Dental Hygiene	26	32	26	37	34
Dental Hygiene-RDH	17	30	18	24	15
<b>Nutrition &amp; Food Sciences</b>	<b>101</b>	<b>99</b>	<b>71</b>	<b>75</b>	<b>56</b>
Culinary Science & Food Service Mgmt	10	4	4	9	1
Food & Nutrition in Business & Industry	18	19	22	32	6
Nutrition	73	76	45	34	49
<b><u>College of Nursing</u></b>	<b>36</b>	<b>36</b>	<b>25</b>	<b>23</b>	<b>15</b>
Nursing-RN to BS	36	35	25	23	15
Nursing-RN to MS <sup>1</sup>	0	1	0	0	0
<b>TOTAL</b>	<b>1,838</b>	<b>1,791</b>	<b>1,653</b>	<b>1,686</b>	<b>1,611</b>

Notes: <sup>1</sup>Phased-out degree program.

<sup>2</sup>New degree program.

**Denton Campus**  
**Master's Degrees Conferred by Major**  
**Academic Years, 2020-2021 through 2024-2025**

	<u>2020-21</u>	<u>2021-22</u>	<u>2022-23</u>	<u>2023-24</u>	<u>2024-25</u>
<b><u>College of Arts &amp; Sciences</u></b>	<b>154</b>	<b>170</b>	<b>182</b>	<b>147</b>	<b>140</b>
<b>School of Arts &amp; Design</b>	<b>35</b>	<b>57</b>	<b>45</b>	<b>27</b>	<b>34</b>
<b>Dance</b>	<b>9</b>	<b>18</b>	<b>8</b>	<b>8</b>	<b>8</b>
Dance	9	18	8	8	8
<b>Music</b>	<b>12</b>	<b>26</b>	<b>30</b>	<b>17</b>	<b>15</b>
Music	3	11	15	2	8
Music Therapy	9	15	15	15	7
<b>Theatre</b>	<b>8</b>	<b>4</b>	<b>3</b>	<b>0</b>	<b>7</b>
<b>Visual Arts</b>	<b>6</b>	<b>9</b>	<b>4</b>	<b>2</b>	<b>4</b>
Art	6	9	4	2	4
<b>School of Sciences</b>	<b>45</b>	<b>49</b>	<b>55</b>	<b>54</b>	<b>46</b>
<b>Biology</b>	<b>11</b>	<b>25</b>	<b>25</b>	<b>24</b>	<b>23</b>
Biology	8	4	10	9	7
Biotechnology	3	21	15	15	16
<b>Chemistry &amp; Physics</b>	<b>0</b>	<b>4</b>	<b>2</b>	<b>11</b>	<b>4</b>
Chemistry	0	4	2	11	4
<b>Computer Science</b>	<b>25</b>	<b>15</b>	<b>19</b>	<b>16</b>	<b>14</b>
Data Science & Informatics	25	15	19	16	14
<b>Mathematics</b>	<b>9</b>	<b>5</b>	<b>9</b>	<b>3</b>	<b>5</b>
Mathematics	5	2	6	2	4
Mathematics Teaching	4	3	3	1	1
<b>School of Social Work, Psych, &amp; Philosophy</b>	<b>48</b>	<b>47</b>	<b>47</b>	<b>32</b>	<b>39</b>
<b>Psychology &amp; Philosophy</b>	<b>27</b>	<b>31</b>	<b>29</b>	<b>22</b>	<b>25</b>
Counseling Psychology	11	14	15	10	10
Psychological Science	7	5	5	6	6
School Psychology	9	12	9	6	9
<b>Social Work</b>	<b>21</b>	<b>16</b>	<b>18</b>	<b>10</b>	<b>14</b>
<b>Language, Culture, &amp; Gender Studies</b>	<b>12</b>	<b>12</b>	<b>12</b>	<b>20</b>	<b>5</b>
English	8	6	5	13	2
Multicultural Women & Gender Studies	4	6	7	7	3
<b>Social Sciences &amp; Historical Studies</b>	<b>14</b>	<b>5</b>	<b>23</b>	<b>14</b>	<b>16</b>
<b>History &amp; Government</b>	<b>7</b>	<b>2</b>	<b>11</b>	<b>5</b>	<b>7</b>
History	4	0	6	4	4
Political Science	3	2	5	1	3
<b>Sociology</b>	<b>7</b>	<b>3</b>	<b>12</b>	<b>9</b>	<b>9</b>
<b><u>MAK College of Business &amp; Entrepreneurship</u></b>	<b>431</b>	<b>463</b>	<b>441</b>	<b>375</b>	<b>378</b>
<b>Accounting and Finance</b>	<b>0</b>	<b>0</b>	<b>0</b>	<b>0</b>	<b>23</b>
Accountancy <sup>1</sup>	0	0	0	0	23
<b>Management &amp; Marketing</b>	<b>431</b>	<b>463</b>	<b>441</b>	<b>375</b>	<b>355</b>
Business Administration	429	463	441	375	355
Executive <sup>2</sup>	2	0	0	0	0
<b><u>College of Professional Education</u></b>	<b>457</b>	<b>465</b>	<b>511</b>	<b>483</b>	<b>417</b>
<b>School of Education</b>	<b>86</b>	<b>126</b>	<b>113</b>	<b>119</b>	<b>94</b>

**Denton Campus**  
**Master's Degrees Conferred by Major**  
**Academic Years, 2020-2021 through 2024-2025**

	<u>2020-21</u>	<u>2021-22</u>	<u>2022-23</u>	<u>2023-24</u>	<u>2024-25</u>
<b>Educational Leadership</b>	<b>14</b>	<b>10</b>	<b>11</b>	<b>8</b>	<b>9</b>
<b>Literacy &amp; Language</b>	<b>18</b>	<b>42</b>	<b>34</b>	<b>41</b>	<b>31</b>
Literacy Education	18	42	22	26	13
Multilingual & Multicultural Studies <sup>1</sup>	0	0	12	15	18
<b>Special Education</b>	<b>15</b>	<b>12</b>	<b>19</b>	<b>19</b>	<b>15</b>
Special Education	15	12	19	19	15
<b>Teacher Education</b>	<b>30</b>	<b>53</b>	<b>33</b>	<b>44</b>	<b>31</b>
Teaching	19	31	19	22	15
Teaching, Leadership, & Collaboration	11	22	14	22	16
<b>School of Human Sciences</b>	<b>124</b>	<b>121</b>	<b>150</b>	<b>157</b>	<b>159</b>
<b>Child Life</b>	<b>49</b>	<b>44</b>	<b>58</b>	<b>65</b>	<b>78</b>
<b>Counseling</b>	<b>39</b>	<b>40</b>	<b>51</b>	<b>54</b>	<b>41</b>
Counseling & Development	39	40	51	49	33
School Counseling <sup>1</sup>	0	0	0	5	8
<b>Human Development &amp; Family Studies</b>	<b>14</b>	<b>19</b>	<b>24</b>	<b>16</b>	<b>21</b>
Child Development	6	11	8	12	14
Family Studies	8	8	16	4	7
<b>Marriage &amp; Family Therapy</b>	<b>22</b>	<b>18</b>	<b>17</b>	<b>22</b>	<b>19</b>
<b>School of Library &amp; Information Studies</b>	<b>247</b>	<b>218</b>	<b>248</b>	<b>207</b>	<b>164</b>
Library Science	247	218	248	207	164
<b><u>College of Health Sciences</u></b>	<b>259</b>	<b>180</b>	<b>220</b>	<b>142</b>	<b>217</b>
<b>School of Health Promotion &amp; Kinesiology</b>	<b>59</b>	<b>48</b>	<b>34</b>	<b>40</b>	<b>34</b>
<b>Health Studies</b>	<b>37</b>	<b>22</b>	<b>12</b>	<b>18</b>	<b>14</b>
Health Studies	37	22	8	14	8
Public Health	0	0	4	4	6
<b>Kinesiology</b>	<b>22</b>	<b>26</b>	<b>15</b>	<b>12</b>	<b>12</b>
<b>School of Occupational Therapy</b>	<b>46</b>	<b>46</b>	<b>0</b>	<b>0</b>	<b>0</b>
Occupational Therapy <sup>2</sup>	46	46	0	0	0
<b>Communication Science &amp; Oral Health</b>	<b>128</b>	<b>46</b>	<b>153</b>	<b>63</b>	<b>139</b>
Education of the Deaf	5	14	15	17	19
Speech/Language Pathology	123	32	138	46	120
<b>Nutrition &amp; Food Sciences</b>	<b>25</b>	<b>36</b>	<b>33</b>	<b>36</b>	<b>41</b>
Food Science & Flavor Chemistry	5	3	4	6	2
Nutrition	20	33	29	30	39
<b>Interdepartmental</b>	<b>1</b>	<b>4</b>	<b>7</b>	<b>13</b>	<b>11</b>
Exercise & Sports Nutrition	1	4	7	13	11
<b><u>College of Nursing</u></b>	<b>25</b>	<b>33</b>	<b>1</b>	<b>3</b>	<b>16</b>
Family Nurse Practitioner	25	31	1	2	16
Nursing Education	0	2	0	1	0
<b>TOTAL</b>	<b>1,326</b>	<b>1,311</b>	<b>1,355</b>	<b>1,151</b>	<b>1,168</b>

Notes: <sup>1</sup>New degree program.

<sup>2</sup>Phased-out degree program.

**Denton Campus**  
**Doctoral Degrees Conferred by Major**  
**Academic Years, 2020-2021 through 2024-2025**

	<u>2020-21</u>	<u>2021-22</u>	<u>2022-23</u>	<u>2023-24</u>	<u>2024-25</u>
<b><u>College of Arts &amp; Sciences</u></b>	<b>36</b>	<b>25</b>	<b>33</b>	<b>34</b>	<b>26</b>
<b>School of Arts &amp; Design</b>	<b>1</b>	<b>2</b>	<b>4</b>	<b>1</b>	<b>1</b>
Dance	1	2	4	1	1
<b>School of Sciences</b>	<b>5</b>	<b>0</b>	<b>6</b>	<b>3</b>	<b>4</b>
Molecular Biology	5	0	6	3	4
<b>School of Social Work, Psych, &amp; Philosophy</b>	<b>9</b>	<b>9</b>	<b>13</b>	<b>17</b>	<b>12</b>
Counseling Psychology	5	7	7	9	4
School Psychology	4	2	6	8	8
<b>Language, Culture, &amp; Gender Studies</b>	<b>14</b>	<b>8</b>	<b>7</b>	<b>8</b>	<b>4</b>
Rhetoric	8	6	4	5	3
Multicultural Women & Gender Studies	6	2	3	3	1
<b>Social Sciences &amp; Historical Studies</b>	<b>7</b>	<b>6</b>	<b>3</b>	<b>5</b>	<b>5</b>
Sociology	7	6	3	5	5
<b><u>College of Professional Education</u></b>	<b>28</b>	<b>19</b>	<b>21</b>	<b>31</b>	<b>19</b>
<b>School of Education</b>	<b>6</b>	<b>3</b>	<b>12</b>	<b>15</b>	<b>5</b>
<b>Educational Leadership</b>	<b>0</b>	<b>0</b>	<b>0</b>	<b>2</b>	<b>1</b>
Education, Leadership, & Organization <sup>1</sup>	0	0	0	2	1
<b>Literacy &amp; Language</b>	<b>2</b>	<b>3</b>	<b>6</b>	<b>8</b>	<b>1</b>
Literacy, Language and Culture	2	3	6	8	1
<b>Special Education</b>	<b>4</b>	<b>0</b>	<b>6</b>	<b>5</b>	<b>3</b>
<b>School of Human Sciences</b>	<b>22</b>	<b>16</b>	<b>9</b>	<b>16</b>	<b>14</b>
<b>Human Development &amp; Family Studies</b>	<b>14</b>	<b>8</b>	<b>6</b>	<b>12</b>	<b>9</b>
Child Development & Early Education	6	1	2	2	3
Family Studies	8	7	4	10	6
<b>Marriage &amp; Family Therapy</b>	<b>8</b>	<b>8</b>	<b>3</b>	<b>4</b>	<b>5</b>
<b><u>College of Health Sciences</u></b>	<b>19</b>	<b>22</b>	<b>59</b>	<b>52</b>	<b>50</b>
<b>School of Health Promotion &amp; Kinesiology</b>	<b>10</b>	<b>9</b>	<b>9</b>	<b>8</b>	<b>1</b>
Health Studies	5	5	6	6	1
Kinesiology	5	4	3	2	0
<b>School of Occupational Therapy</b>	<b>6</b>	<b>9</b>	<b>48</b>	<b>43</b>	<b>47</b>
Occupational Therapy (PhD)	2	4	2	3	1
Occupational Therapy (OTD)	4	5	46	40	46
<b>Nutrition &amp; Food Sciences</b>	<b>3</b>	<b>4</b>	<b>2</b>	<b>1</b>	<b>2</b>
Nutrition	3	4	2	1	2
<b><u>College of Nursing</u></b>	<b>2</b>	<b>7</b>	<b>14</b>	<b>8</b>	<b>13</b>
Nursing Science (PhD)	2	7	14	8	13
<b>TOTAL</b>	<b>85</b>	<b>73</b>	<b>127</b>	<b>125</b>	<b>108</b>

Notes: <sup>1</sup>New degree program.